

# Niger

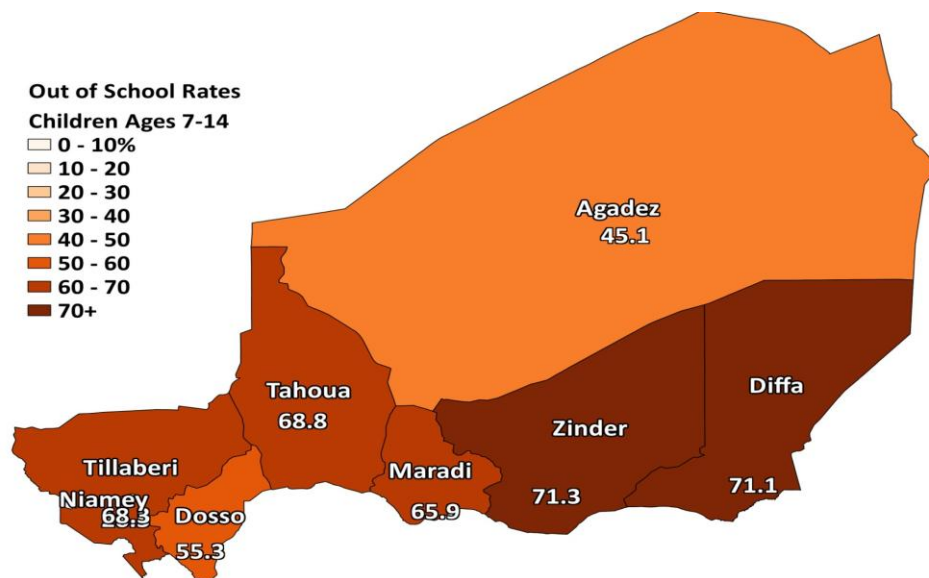
Number Out of School  
1,826,000

Percent Out of School  
64%

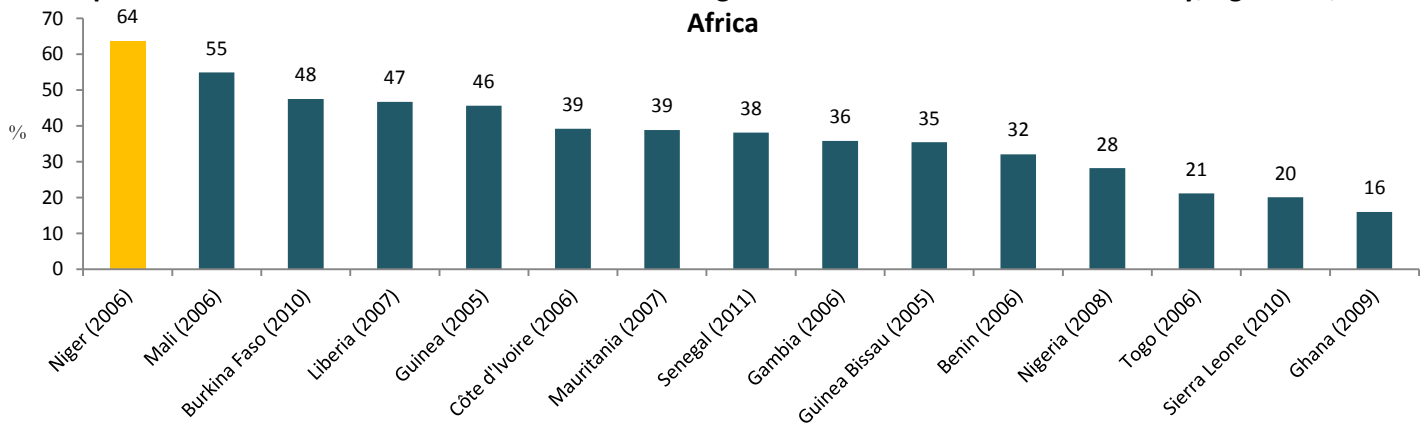
## Out of School Children of the Population Ages 7-14

Source: Demographic and Health Survey (DHS) 2006

### Comparison of Rates of Out of School Children Ages 7-14 across Niger



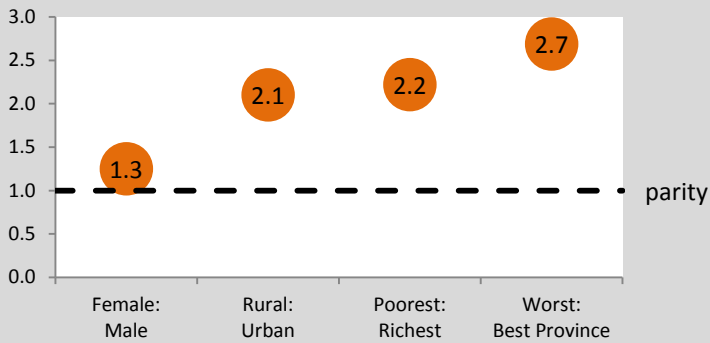
### Comparison of Rates of Out of School Children According to the Most Recent Household Survey, Ages 7-14, West Africa



### The Structure of the Education System in Niger

By national classifications, Niger has a 6-4-3 formal education structure with an official primary school entry age of 7. Basic education encompasses preschool, primary and lower secondary education. Students sit for the Certificat de Fin d'Études du Premier (CFEPD) or Certificat d'Études Primaires Élémentaires Franco-Arabe (CEPEFA) at the end of grade 6, the brevet d'études du premier cycle (BEPC) at the end of grade 10, and their baccalauréat at the end of grade 13 (UNESCO IBE, World Data on Education. Revised 11/2010).

## Parity Indices



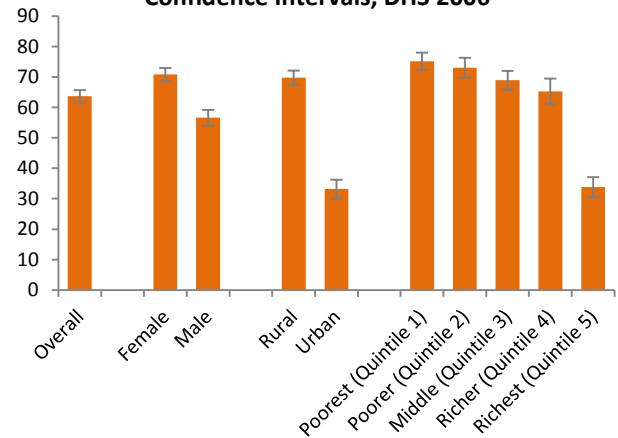
- Parity indices provide information about the greatest sources of inequality in a population. The graph at left provides ratios of different estimates of children aged 7-14 who are out of school. It shows, for example, that the out of school rate in rural areas is 2.1 times higher than that in urban areas.

- For Niger, the greatest disparity in out of school rates is between children from provinces with the highest and lowest school participation rates. Children from the worst performing province are 2.7 times as likely to be out of school as children from the best.

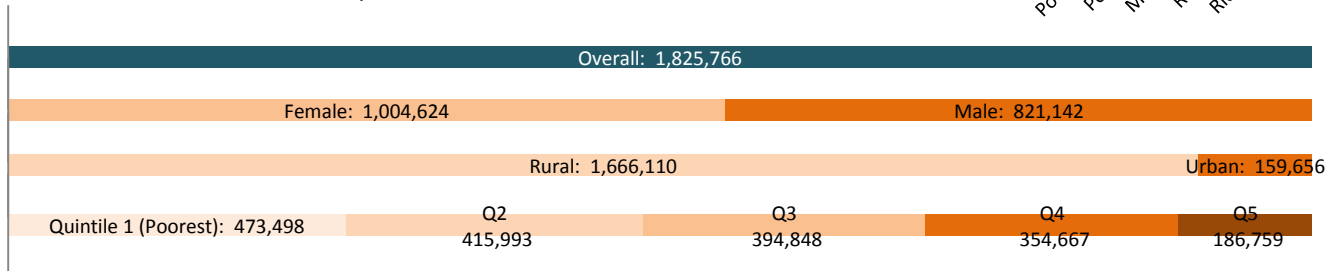
## Out of School Children by Individual and Household Characteristics

- More girls (71% or 1,004,624) are out of school than boys (56.7% or 821,142) in Niger.
- Out of school rates for children from rural areas (70%) are higher than those for children from urban areas (33%). In terms of absolute numbers, there are more children out of school in rural areas (1,666,110) than in urban areas (159,656).
- Out of school rates are highest for children in the poorest wealth quintile (75%).

Rates of Out of School Children (%), with 95% Confidence Intervals, DHS 2006



## Numbers of Out of School Children, DHS 2006



## About Data Sources

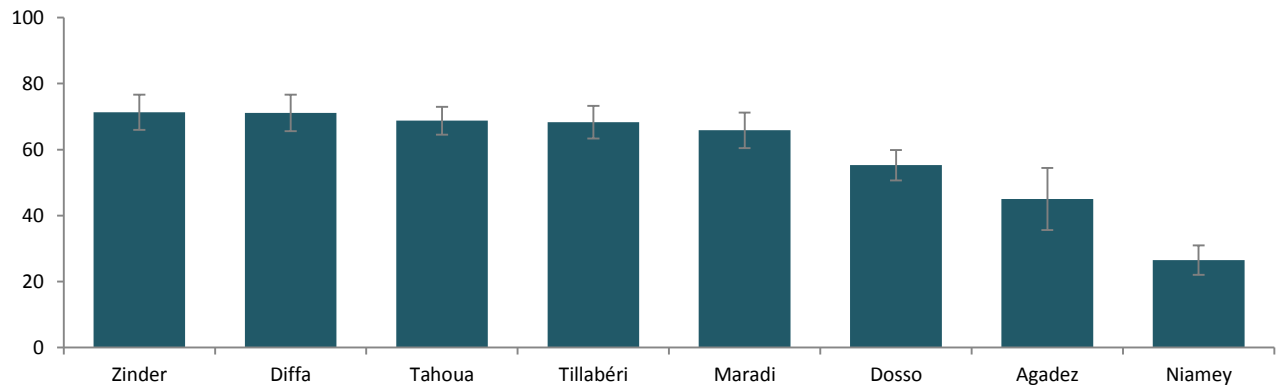
All out of school estimates presented in this profile are EPDC extractions of Demographic and Health Survey (DHS) data. DHS Surveys are conducted every several years and collect information on health, education, and other topics for households and individuals residing in those households. The 2006 Niger DHS Survey is representative at the national and subnational level. For more information, please see <http://www.measuredhs.com/>.

Estimates of out of school children from household surveys can be expected to differ from administrative estimates, such as those from the UNESCO Institute for Statistics and national government agencies, because of differences between these sources in data collection and estimation methods for measuring school participation. For more information on the differences between these data sources, please see [www.epdc.org](http://www.epdc.org).

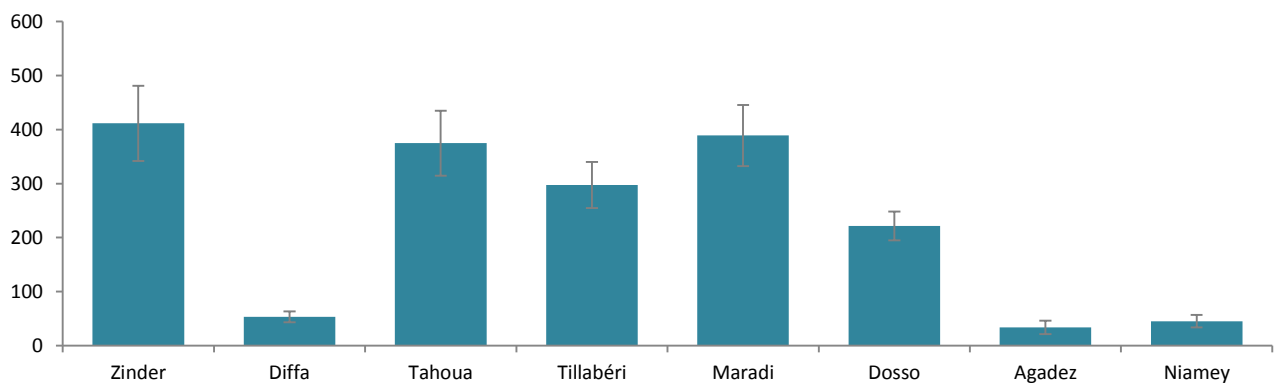
## Out of School Children by Subnational Regions

- The subnational region with the highest percentage of children out of school is Zinder (71%). Niamey has the lowest rate of school non-participation (27%).
- The highest numbers of out of school children are located in Zinder (411,587). Agadez has the lowest numbers of out of school children (33,437).

Rates of Out of School Children by Subnational Region (%), with 95% Confidence Intervals, DHS 2006



Numbers of Out of School Children by Subnational Region (# in thousands), with 95% Confidence Intervals, DHS 2006



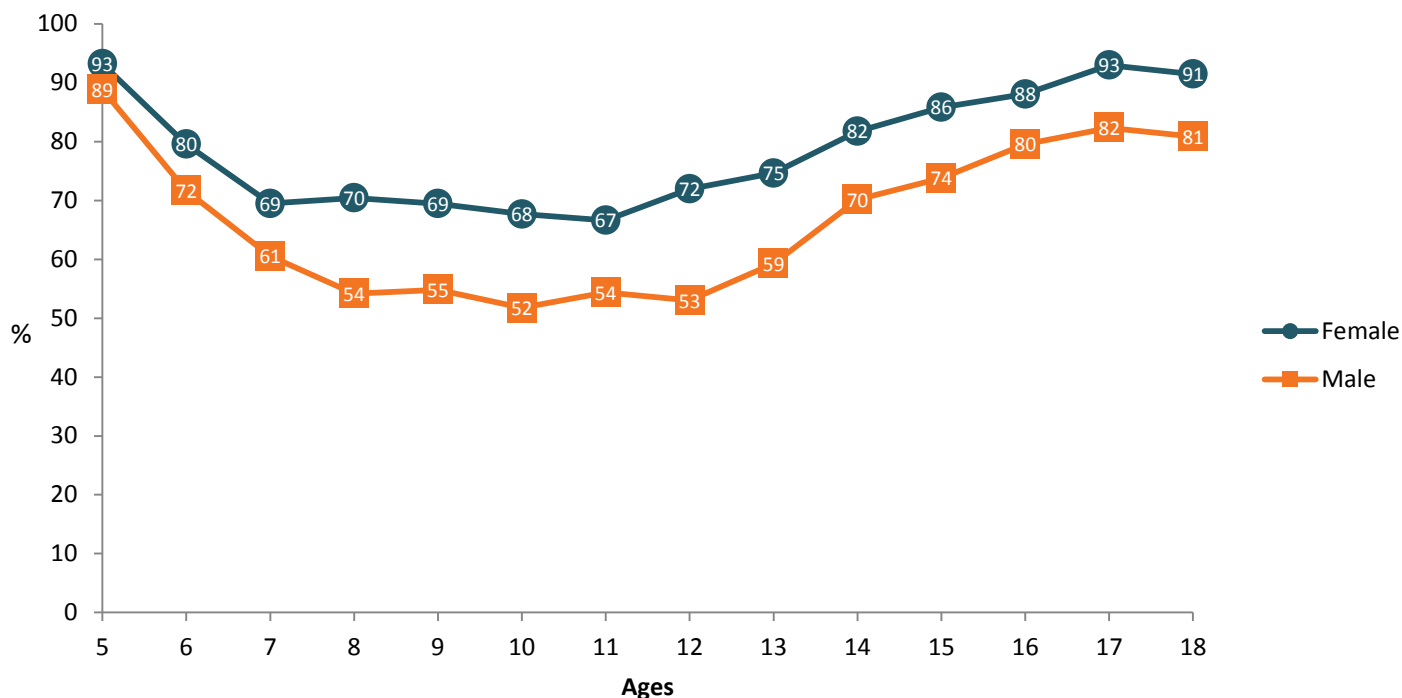
### Why Ages 7-14?

EPDC presents data for ages 7-14. This age group captures the bulk of basic compulsory education in most countries, aids cross-national comparability of estimates, and conveys the normative international frameworks set by the Convention on the Rights of the Child and supported by the ILO Minimum Age Convention.

## Out of School Rates by Age and Sex

- The official primary school entry age in Niger is age 7. At that age, 69% of girls and 61% of boys are out of school.
- At age 15, 86% of girls and 74% of boys are out of school.
- School participation is highest for girls at age 11 and for boys at age 10.

Out of School Rates, by Age and Sex



### Summary of EPDC Methodology on Measuring Out of School Children

In this profile, EPDC presents estimates of the proportion and number of out of school children of the population ages 7-14 using household survey data. Along with relative and absolute estimates of out of school children, EPDC provides 95% confidence intervals for each estimate.

To create estimates of the proportion of out of school children for a particular school year, EPDC used birthdate information to identify children who were of a particular age range (7-14) on the month that the school year began. Children who had attended primary school or higher at any time during the school year were classified as 'in school;' Children who had not attended school at any time during the school year, or who had attended pre-school during that reference period were classified as 'out of school.' The proportion of children who are out of school is calculated as the number of children within the 7-14 age range who were classified as out of school divided by the number of children within the same age range.

To obtain the number of out of school children, the out-of-school rate is then applied to the estimated population of the same age range from the UN Population Division (EPDC obtained single-age population estimates to build the correct age range). UN Population Division figures are provided for mid-year each year, and EPDC uses the population figures from the year closest to the start of the school year in each country. Depending on a country's main academic calendar, the population figure may be from the year before the school participation year.

*For more information on measurement of out of school children, please see the EPDC website at [www.epdc.org](http://www.epdc.org).*

EPDC Estimated Rates and Numbers of Out of School Children based on DHS 2006 Presented with 95% Confidence Intervals

	Lower limit of 95% confidence interval	Estimated proportion of out of school children of the population ages 7-14 (%)	Upper limit of 95% confidence interval	Lower limit of 95% confidence interval	Estimated number of out of school children of the population ages 7-14 (#)	Upper limit of 95% confidence interval
<b>National</b>	62	<b>64</b>	66	1,705,097	<b>1,825,766</b>	1,946,434
<b>Sex</b>						
Female	69	<b>71</b>	73	935,466	<b>1,004,624</b>	1,073,783
Male	54	<b>57</b>	59	755,260	<b>821,142</b>	887,024
<b>Area</b>						
Rural	67	<b>70</b>	72	1,547,324	<b>1,666,110</b>	1,784,896
Urban	30	<b>33</b>	36	138,424	<b>159,656</b>	180,887
<b>Relative Wealth</b>						
Poorest Quintile	72	<b>75</b>	78	411,047	<b>473,498</b>	535,950
Poorer Quintile	70	<b>73</b>	76	366,229	<b>415,993</b>	465,758
Middle Quintile	66	<b>69</b>	72	343,902	<b>394,848</b>	445,794
Richer Quintile	61	<b>65</b>	70	294,763	<b>354,667</b>	414,571
Richest Quintile	31	<b>34</b>	37	149,830	<b>186,759</b>	223,689
<b>Regions</b>						
Zinder	66	<b>71</b>	77	341,941	<b>411,587</b>	481,234
Diffa	66	<b>71</b>	77	43,341	<b>53,163</b>	62,984
Tahoua	65	<b>69</b>	73	314,837	<b>374,769</b>	434,701
Tillabéri	63	<b>68</b>	73	254,691	<b>297,285</b>	339,878
Maradi	60	<b>66</b>	71	332,577	<b>389,118</b>	445,659
Dosso	51	<b>55</b>	60	194,555	<b>221,272</b>	247,988
Agadez	36	<b>45</b>	54	20,894	<b>33,437</b>	45,979
Niamey	22	<b>27</b>	31	33,313	<b>45,136</b>	56,959