

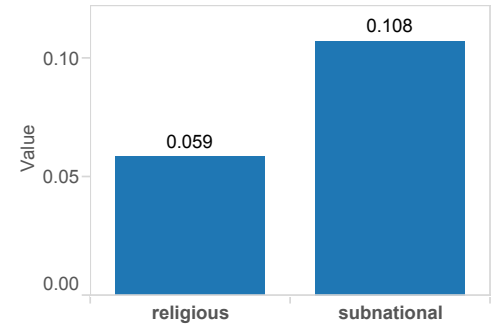
## Education Inequality Profile: Tanzania

Education Inequality Profiles portray data for 15-24 year olds by ethnic, religious, and subnational composition for the following indicators: Group Gini (GGini) Index, educational attainment, and mean years of schooling.

The GGini, based on mean years of schooling, can be interpreted as a measure of how concentrated the total stock of education is in any group or region. A GGini of 0 would mean that all groups or regions have the same mean years of schooling, while a GGini of 1 can be understood loosely to correspond to a situation where one group or region has essentially exclusive access to all the education in the country.

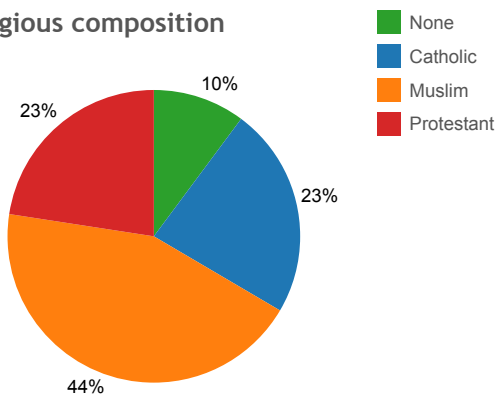
Data for the Tanzania profile was extracted from DHS 2005. Tanzania's highest GGini is the subnational GGini at 0.108. The Coastal and Northern Highlands regions have the highest educational attainment, while the country's other regions are similar, with mean years of schooling between 4 and 5 years for 15-24 year olds.

Group Gini

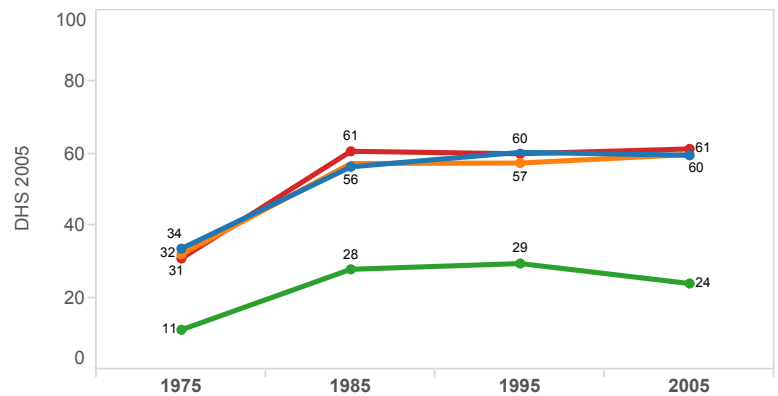


### Religion

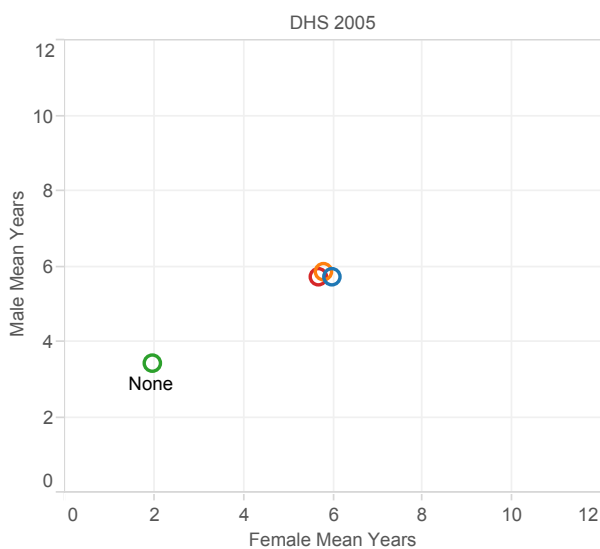
Religious composition



% of population with at least primary education completed



Mean years of schooling by gender and religion



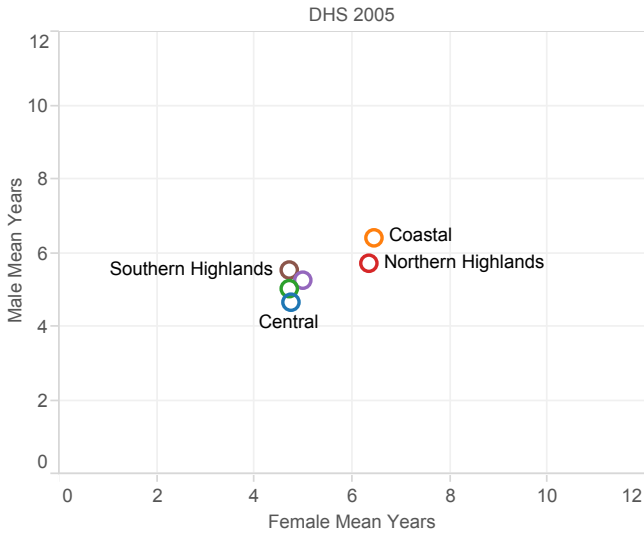
Educational attainment by religion



# Education Inequality Profile: Tanzania

## Region

Mean years of schooling by gender and region



Educational attainment by region

