



Basic Education Profile for Southwest Nigeria

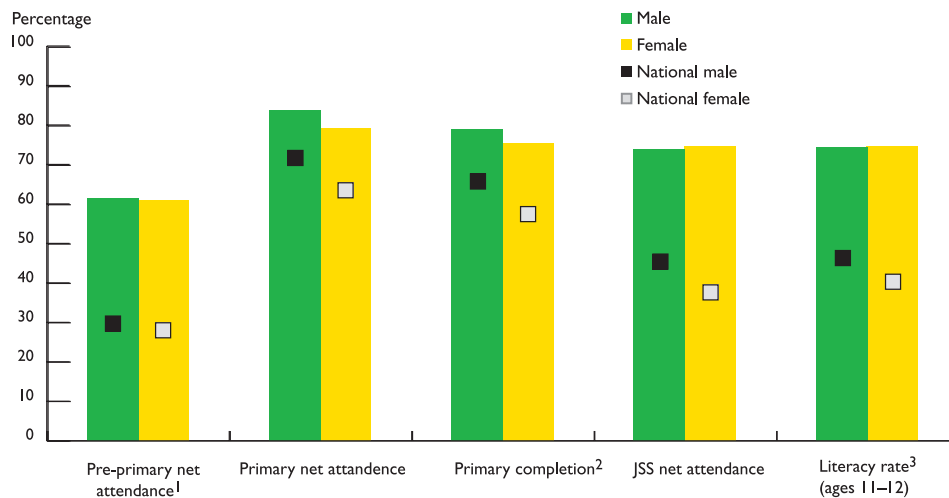
Ekiti, Lagos, Ogun, Ondo, Osun, and Oyo States



BASIC EDUCATION OVERVIEW

This overview provides information on basic education, with indicators on attendance at three school levels, primary school completion, and literacy rates. Forty-two percent of 6- to 16-year-olds in the Southwest are Muslims, and the majority of these children (60 percent) attend only Qur'anic school, where they

are not taught the formal curriculum. The Southwest region has fairly high pre-primary, primary, and junior secondary school (JSS) net attendance rates at around 80 percent, though it still has not achieved universal basic education. Literacy rates, at 75 percent, are also much higher than the national average of 40–46 percent.



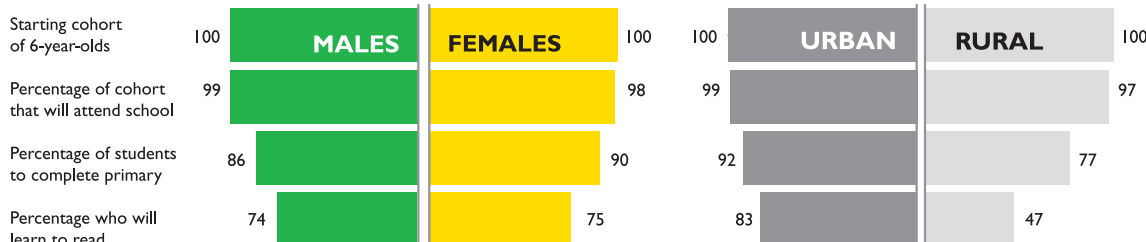
Source: EPDC extraction from DHS 2003 dataset

1. Pre-primary attendance is the percentage of children aged 6–11 who reported having entered school and who had attended pre-primary.
2. Primary completion rate is the number of children in the last year of primary school as a percentage of the population of 11-year-olds.
3. Literacy rate is the percentage of children aged 11–12 who can read a partial or whole sentence.

LEARNING PYRAMID: ACHIEVEMENT AND LOSSES IN PRIMARY SCHOOL

The learning pyramid shows the proportion of 6-year-olds likely to attend and complete primary school and be able to read a simple sentence by the time they are 12 years of age. In the Southwest, most children will attend school by age 12. Gender and regional disparities in access are minimal, but children living in rural areas

are much less likely to complete primary school (77 percent) than urban children (92 percent); their literacy rate (47 percent) is far lower as well. Programs to improve educational quality, including basic literacy, are needed, especially in rural areas.

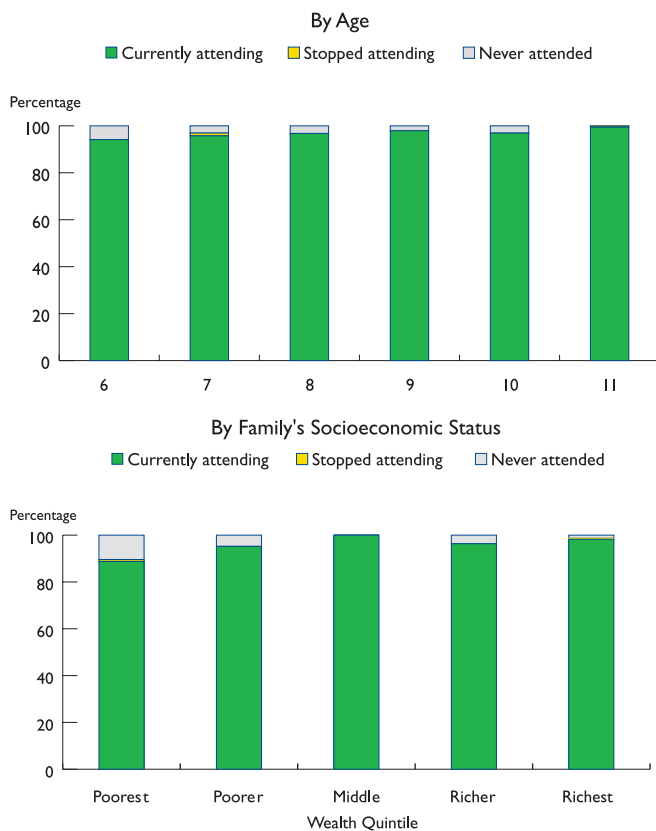


Source: EPDC extraction from DHS 2003 survey dataset

SCHOOL ATTENDANCE STATUS

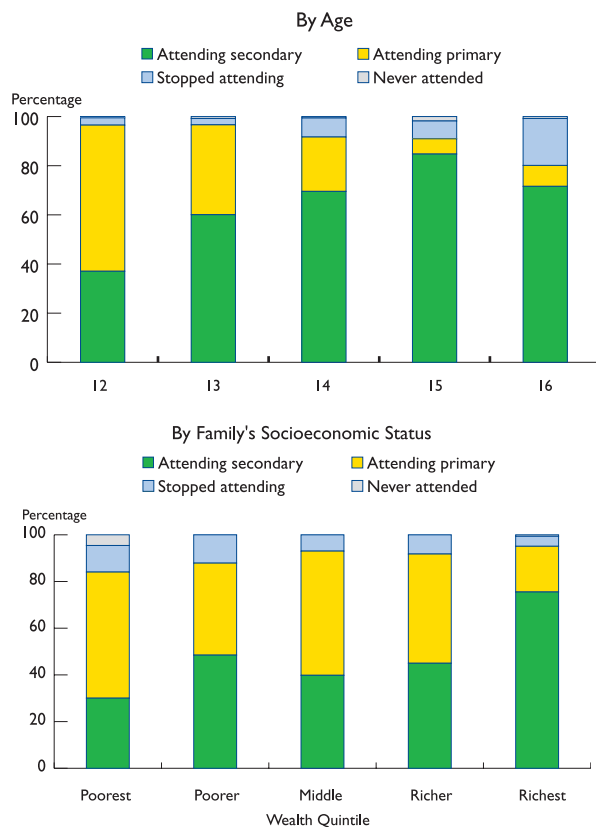
Primary School-Age Children

By age 11, most children in Southwest Nigeria have entered school. A large proportion of 12- to 14-year-olds are still in primary school, partly a result of students starting primary school late or repeating some classes. Children aged 6–11 in the poorest households are slightly less likely to attend primary school (89 percent), and interventions should be targeted to this group.



Secondary School-Age Children

School attendance for children age 12–16, the official secondary school ages, is high (>90 percent), but many young teenagers are over-age primary school students—a problem for households of all income levels. By age 16, more students have left school. Although the attendance rates for secondary are low for this age group, they grow steadily to 85 percent by age 15.

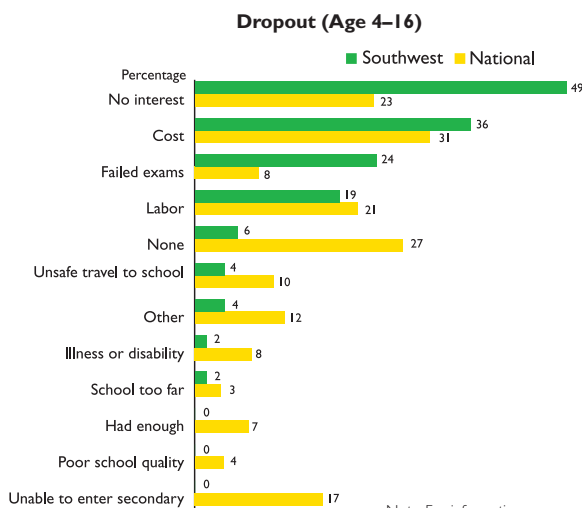
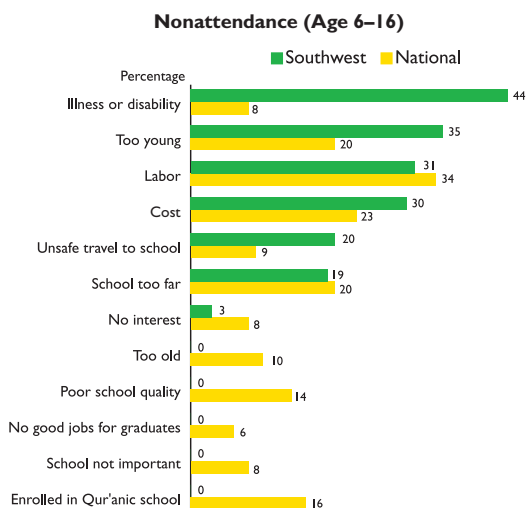


Source: EPDC extraction from DHS 2003 survey dataset. Note: Data on attendance are based on formal education figures.

FACTORS AFFECTING NONATTENDANCE AND DROPOUT

Nonattendance in the Southwest is below the national average. Children who have never gone to school represent the most vulnerable youth—sick, disabled, or poor. Perceptions that children

are too young for school, and that schools are too distant or dangerous to reach, are also important factors. Major reasons for dropout are lack of interest, lack of money, and poor exam results.

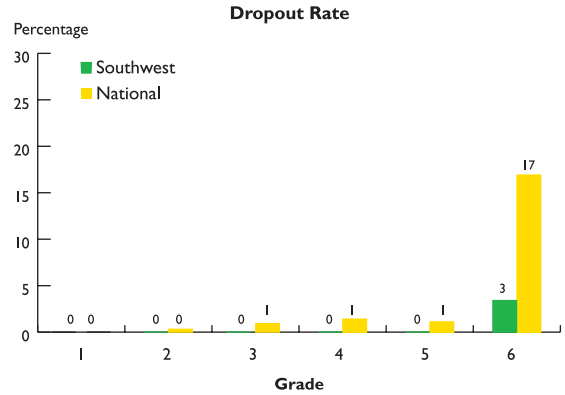
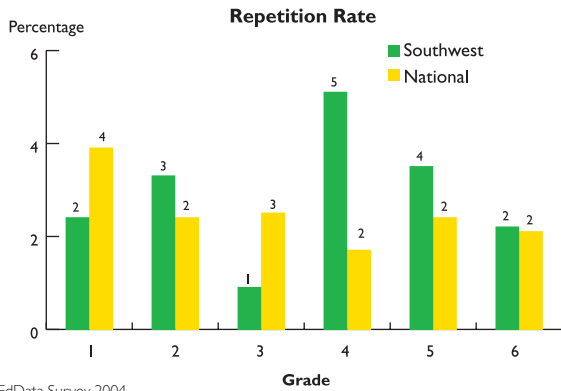


Note: For information on survey sample, see page eight. Source: DHS EdData Survey 2004

EFFICIENCY: REPETITION AND DROPOUT RATES IN PRIMARY SCHOOL BY GRADE

Repetition rates are overall higher in the Southwest than nationally, except for the first and third grades. Students in higher grades are more likely to repeat. Dropout rates are lower than the national

average for all grades in primary school, with dropout of only 3.4 percent in sixth grade compared to 17 percent nationally.



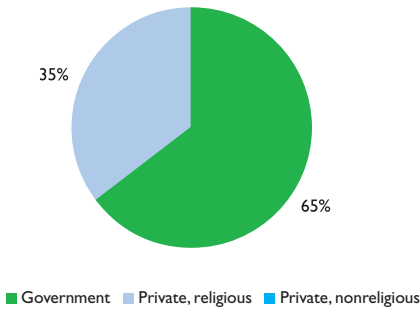
Source: DHS EdData Survey 2004

STUDENT BACKGROUND AND SCHOOL CHARACTERISTICS

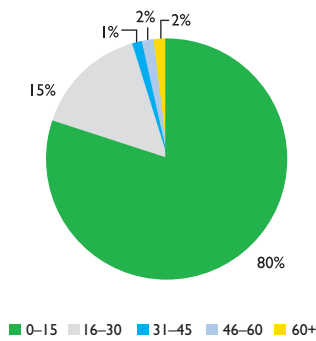
Approximately 65 percent of primary school students attend government schools, and 35 percent attend religious private schools. There are no nonreligious private schools in this region. The main decisionmaker for children's education is the father (60 percent),

followed by the parents together (26 percent). In both types of schools, the majority of students (over 66 percent) come from wealthier households.

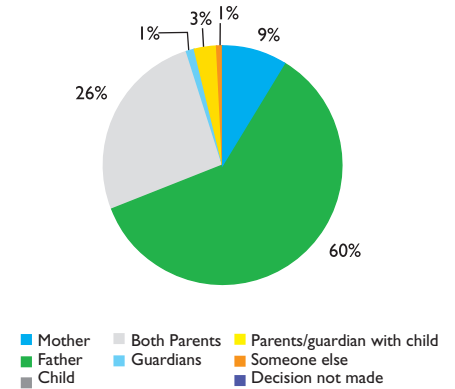
Percentage of Schoolchildren Attending Different Types of Primary Schools



Minutes Walking to Nearest Primary School

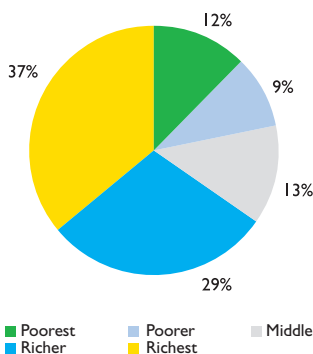


Decisionmakers for Children's Education

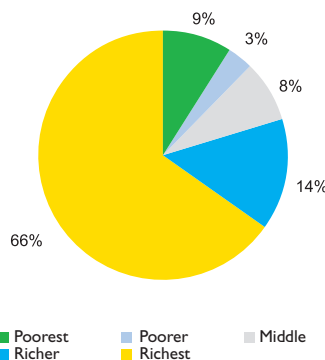


Source: DHS EdData Survey 2004

Family's Socioeconomic Status in Government Primary Schools



Family's Socioeconomic Status in Private Religious Primary Schools

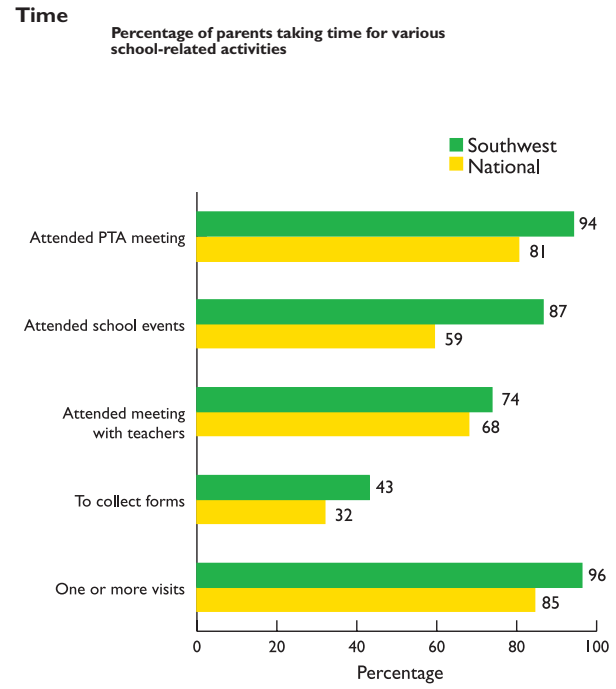
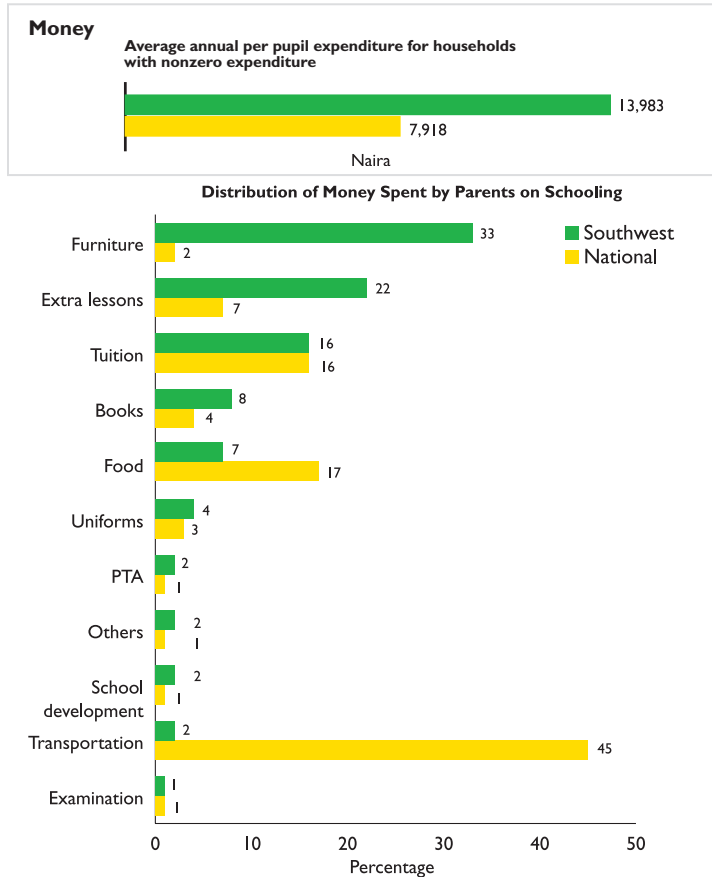


Source: EPDC extraction from DHS 2003 survey dataset

PARENTAL CONTRIBUTION AND INVOLVEMENT IN MONEY AND TIME

Parents in the Southwest spend about 13,983 Naira annually for each student in primary school, far above the national average of 7,918 Naira. Most of this goes for furniture (33 percent), extra lessons (22 percent), and tuition (16 percent). Of parents with one or more children in primary school, 96 percent report having

visited school at least once. Ninety-four percent have attended PTA meetings; 87 percent, school events; and 74 percent, meetings with teachers in the past 12 months, all above the national average. This implies that these parents see education as more valuable than parents nationally.

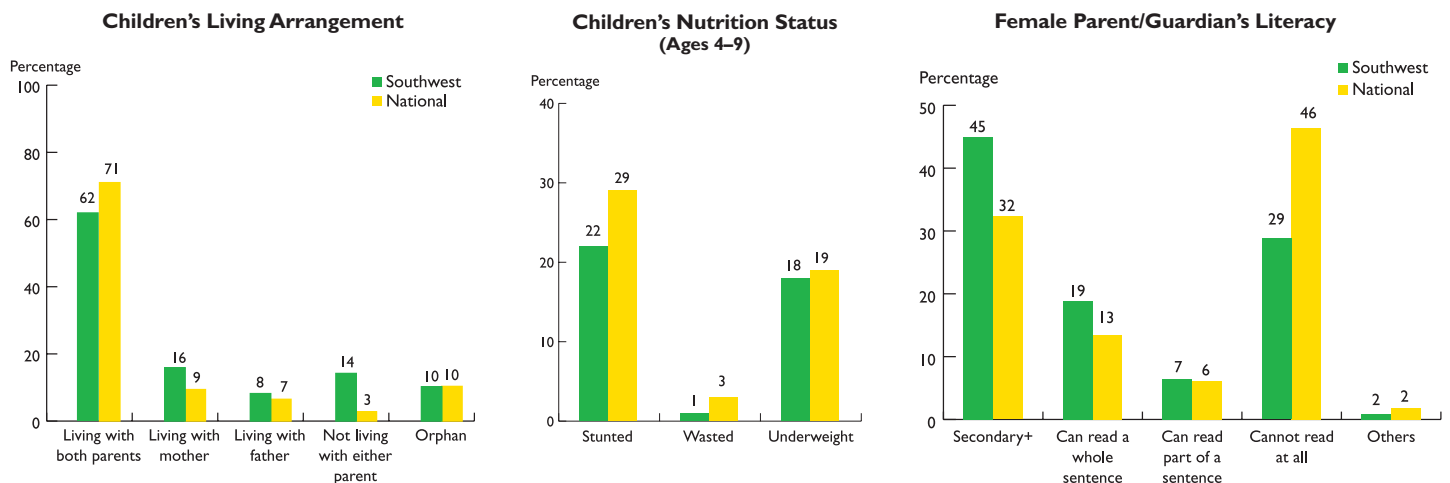


Source: DHS EdData Survey 2004

CHILD WELFARE

About 62 percent of children live with both parents. The portion of children who are stunted (a symptom of poor nutrition) and underweight, while better than nationally, is still high at 22 percent and 18 percent respectively. Female parents or guardians are less

apt to be illiterate (29 percent) and more likely to have education at or beyond secondary school (45 percent) than nationally. This region could benefit from programs promoting adult literacy, as almost 30 percent of female parents cannot read at all.



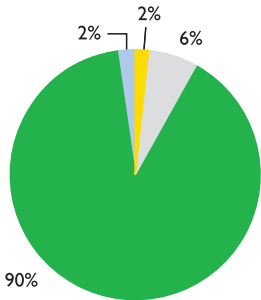
Source: DHS EdData Survey 2004

PERCEIVED SCHOOL QUALITY

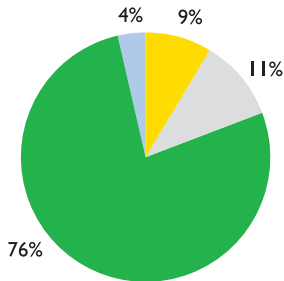
Overcrowded classrooms and poor building quality are concerns for parents and guardians in the Southwest. On the other hand,

they are generally satisfied with teacher performance and pupil safety.

Primary School Teacher Performance

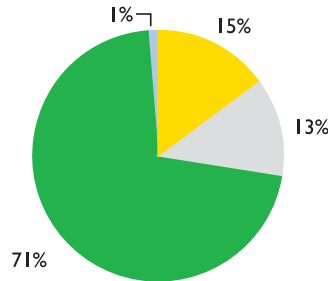


Overcrowded Classrooms

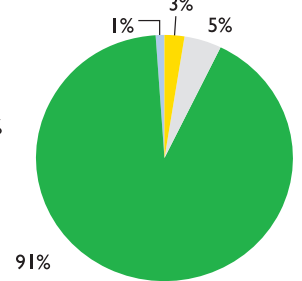


■ Big problem
■ Small problem
■ No problem
■ Don't know

Buildings



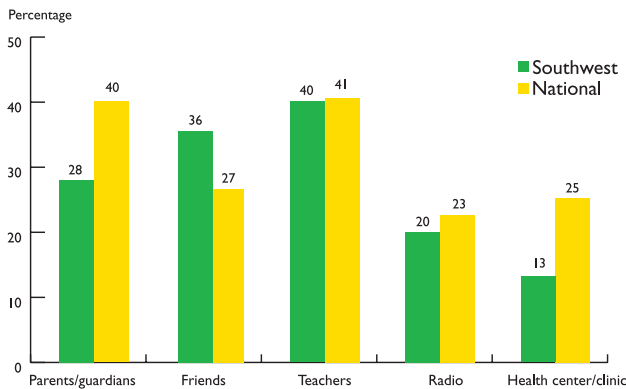
Pupil Safety



Source: DHS EdData Survey 2004

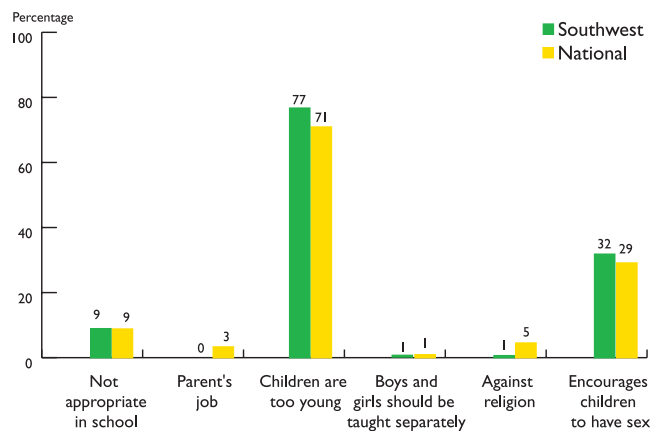
REPRODUCTIVE HEALTH AND EDUCATION

Sources of Reproductive Education



Source: DHS EdData Survey 2004

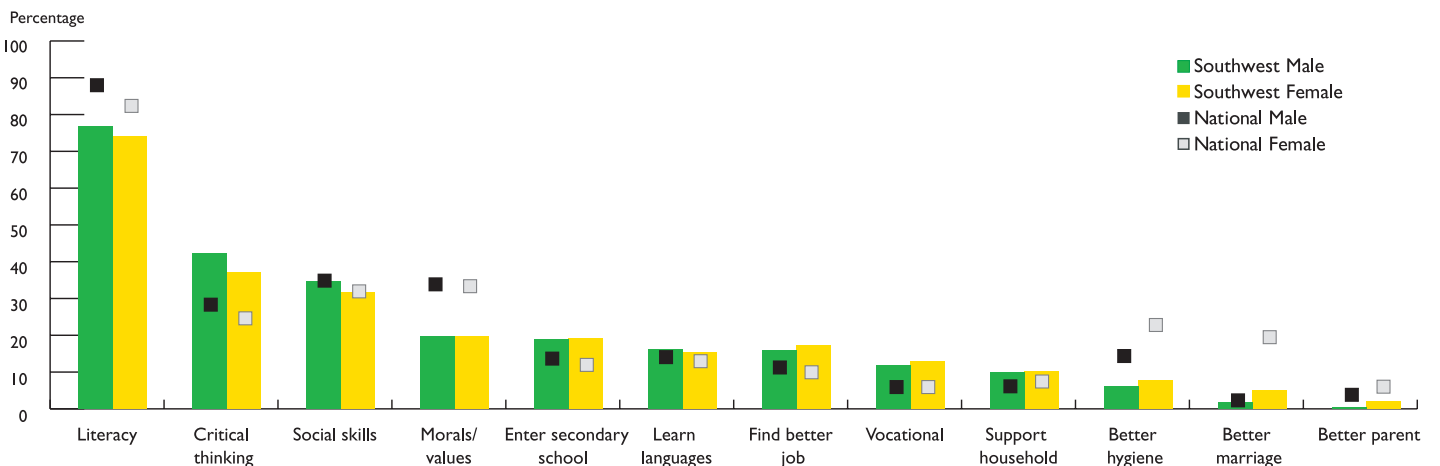
Reasons Primary Schools Shouldn't Provide Reproductive Education



VALUE OF SCHOOLING

Parents and guardians see acquiring literacy as one of the main benefits to completing primary school for 15-year-old children, as well as critical thinking and social skills. They are less likely to value

schools because of the training they offer in good morals/values, or better hygiene skills and preparation for marriage, compared to parents nationally.



Source: DHS EdData Survey 2004

BASIC EDUCATION INDICATORS	National			Region					South-west
	Total	Urban	Rural	North-Central	North-east	North-west	South-east	South-South	
School Attendance (%)									
Children age 6–11 attending primary school	68	76	64	80	54	56	85	80	82
Children age 6–11 who have ever attended school that attended preschool	27	49	19	29	12	12	80	42	61
Children age 12–14 attending JSS	28	38	22	29	14	12	33	45	49
Children age 12–17 attending SS	35	46	29	38	19	15	49	52	61
Children age 12 who can read part of or a whole sentence	44	58	36	50	28	26	64	50	74
Primary completion	62	77	55	58	44	55	79	73	79
Factors Affecting School Attendance (%)									
<i>Factors in Never Having Attended School</i>									
Monetary cost	23	23	23	27	12	29	14	51	30
Labor needed	34	29	35	14	35	36	17	16	31
Child not interested	8	13	7	11	12	6	7	11	3
Child too young	20	24	19	20	17	21	79	42	35
Child too old	10	16	8	1	10	11	0	0	0
Child very sick/long-term illness	4	6	3	6	3	5	19	0	11
Child disabled	4	4	4	12	3	3	0	12	33
Travel to school unsafe	9	5	10	7	8	10	38	1	20
School too far	20	6	24	10	20	22	42	7	19
Poor school quality	14	4	16	2	14	15	22	0	0
No good jobs for graduates	6	9	5	1	3	8	0	0	0
School not important	8	11	7	3	10	7	0	6	0
Enrolled in Qur'anic school	16	30	12	4	24	13	0	0	0
<i>Factors in Primary School Dropout</i>									
Monetary cost	31	37	29	42	25	24	*	46	36
Labor needed	21	24	20	16	18	25	*	26	19
Failed exams/had to repeat	8	12	7	0	2	15	*	7	24
Child no longer wanted to attend	23	37	19	43	12	18	*	30	49
Child completed enough schooling	7	5	8	2	4	10	*	9	0
Child very sick/long-term illness	4	5	4	6	5	4	*	3	0
Child disabled	3	2	4	0	7	2	*	3	2
School too far	10	4	12	7	11	17	*	1	4
Travel to school unsafe	4	1	5	2	4	7	*	1	0
Poor school quality	17	11	19	0	18	31	*	0	0
Unlikely/unable to enter secondary school	12	6	13	2	2	25	*	0	4
Absenteeism 2002–2003 School Year (%)									
Primary school pupils missing one or more days	60	59	61	40	68	66	71	70	47
Secondary school students missing one or more days	53	50	55	42	61	62	67	61	37
Characteristics of Schools Attended (%)									
<i>Types of Primary School</i>									
Attending public primary school	61	51	67	70	79	71	43	49	43
Attending private, religious primary schools	16	19	14	16	7	20	63	20	27
Attending private, nonreligious primary schools	23	30	18	14	13	9	40	30	30
<i>Reasons for Choice of Primary School</i>									
Proximity	66	52	73	66	78	75	39	67	48

BASIC EDUCATION INDICATORS	National			Region					South-west
	Total	Urban	Rural	North-Central	North-east	North-west	South-east	South-South	
Quality	37	49	30	48	28	33	58	23	44
Expense	18	19	17	29	13	22	15	12	10
Religion	4	6	3	3	1	8	2	2	7
Safety	7	6	8	15	12	6	3	1	3
Other	5	4	5	7	0	3	7	6	6
Parental Involvement in Primary School (%)									
Attended PTA meeting	81	85	78	90	83	80	92	50	94
Attended school events	59	65	56	66	48	43	72	58	87
Attended meeting with teachers	68	72	66	78	73	70	76	45	74
Collected forms	32	37	29	32	18	28	37	38	43
One or more visits	85	88	82	91	77	79	94	79	96
Household Expenditures on Schooling (in Naira)									
Mean household expenditures per pupil on primary schooling	7,918	10,495	6,390	5,194	3,869	9,264	7,725	8,632	13,983
Mean household expenditures per pupil on secondary schooling	20,628	29,948	20,284	15,352	11,231	29,708	22,512	22,370	21,343
Reproductive Health, HIV/AIDS, and Education									
Parent/guardian favoring primary schools teaching about reproductive health (%)	62	55	66	82	69	57	52	66	44
Age at which parent/guardian thinks <i>boys</i> should be taught about reproductive health	14	15	14	13	16	15	14	13	15
Age at which parent/guardian thinks <i>girls</i> should be taught about reproductive health	13	13	13	12	13	12	13	13	14
Parent/guardians favoring primary schools teaching about HIV/AIDS (%)	86	80	89	94	90	82	80	91	72
Children's Characteristics (%)									
Children's Nutrition									
Children age 4–9 who are stunted	29	19	34	22	32	36	13	26	22
Children age 4–9 who are wasted	3	4	3	3	3	4	4	3	1
Children age 4–9 who are underweight	19	14	21	12	21	24	11	18	18
Children's Literacy and Numeracy									
Children age 4–12 who can read	28	45	19	32	13	15	57	39	55
Children age 4–12 who correctly sum numbers	45	63	37	49	33	28	76	64	72
Child Welfare (%)									
Living with both parents	71	67	73	70	74	80	72	57	62
Living with female parent/guardian who cannot read at all	46	34	56	50	80	78	27	27	29
Orphaned	10	11	10	10	10	7	11	16	10
Educational Attainment of Adults (%)									
No schooling	42	30	48	36	62	66	15	15	21
Some primary	9	8	10	11	10	8	12	11	6
Completed primary	12	12	12	13	6	7	19	18	19
Some secondary	20	25	18	24	12	9	26	33	32
Completed secondary and beyond	16	24	11	16	9	9	25	23	22
Don't know/missing	1	1	1	1	1	2	4	1	1

Southwest Nigeria

This education profile is intended to give a basic overview of the education sector in Southwest Nigeria. The data are from the 2004 Nigeria Demographic and Health Survey (DHS) EdData Survey, and are linked to the 2003 Nigeria DHS. The profile highlights issues related to attendance, retention, learning, and teaching efficiency. It also provides information on parents' contributions to their children's schooling (in money and time) and their perceptions of schooling. One section focuses on overall welfare of children in the region.

Note: The survey question on nonattendance was asked of about 1,665 youth ages 6–16 who had not attended school for any reasons other than physical or mental disabilities. The survey question on dropout was asked of about 306 children ages 4–16 who had dropped out for any reasons other than physical or mental disabilities or long-term illness.



DATA INSIGHTS

The Southwest region is made up of the states of Ekiti, Lagos, Ogun, Ondo, Osun, and Oyo.

- In general, the Southwest Region is doing better than the national average as regards access, retention, and learning. However, even here many challenges remain. The primary attendance rates show that about 20 percent of children aged 6–11 years are not in school. The last 20 percent to enroll in school are typically the most disadvantaged, and a disproportionate number of them are from poor rural households and sick or disabled. Many children in this age group are not in school because their parents consider them to be too young to attend school. These parents must be informed about the benefits of sending their children to school earlier rather than later. Targeted interventions are needed to bring poor rural children, the sick, and the disabled to school.
- Dropout rates are low except in the final grade of primary school, as many children do not continue on to JSS. For these children, reducing the costs of JSS and providing options for those who do not pass the primary school-leaving exams will increase secondary access.
- The most disadvantaged group in terms of primary completion and learning are the rural poor. The disadvantage starts early, as many young children are stunted and underweight—usually as a result of poor nutrition. These children are less likely to attend school or to perform well when they are in school. In areas where the nearest primary school is more than 30 minutes away, more schools need to be built, as very young children cannot be expected to walk such long distances to school.
- Another area of intervention in the Southwest is adult literacy, as about 30 percent of female parents/guardians in this region are not literate.
- In the Southwest, teachers (40 percent) and friends (36 percent) are the main source of reproductive education, whereas parents, radio, and health centers are used less frequently than nationwide. Over three-quarters of parents believe that children are too young to be given reproductive education in primary school, and a third also believes that such education in primary school can encourage their children to have sex.