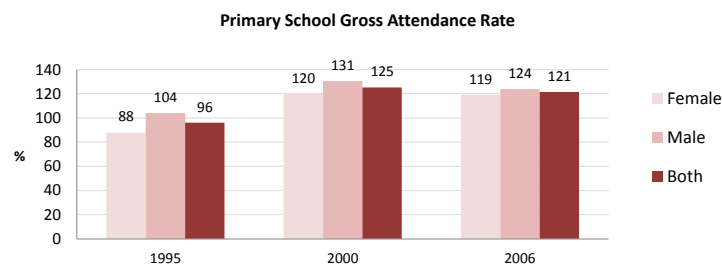
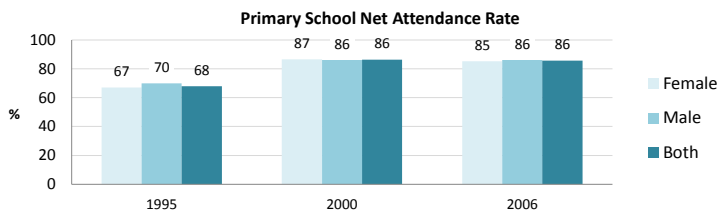


## Primary School Net and Gross Attendance Rates, Uganda

More than three quarters of primary school age children in Uganda attend school and gender parity in attendance has been achieved.

- 86% of children ages 6-12 attend primary school.
- 86% of boys ages 6-12 attend school, compared to 85% of girls.
- Primary school net attendance rates increased from 68% in 1995 to 89% in 2000 and remained at that level over the following 5 years.



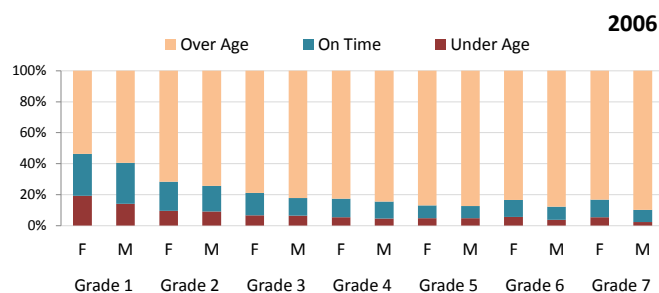
Source: Demographic and Health Survey

Many children attending primary school are outside of the official age range. This is reflected in the difference between net and gross attendance rates. This can have tremendous impact on the educational infrastructure, the experience in the classroom, and educational planning.

The net attendance ratio (NAR) is the percentage of the official primary school-age population that attends primary school. The gross attendance ratio (GAR) is the total number of students attending primary school - regardless of age - expressed as a percentage of the official primary school-age population.

## Over-Age, Under-Age, and On-Time Students in Primary School, Uganda

Only about 16% of primary school students are in the appropriate grade for their age; the on-time proportion declines in the higher grades.



Source: Demographic and Health Survey

- 77% of the male primary school students and 74% of the female students are over-age.
- The percentage of males who are over-age ranges from 60% to 90%. The percentage for females ranges from 54% to 87%.
- About 9% of primary school students are younger than the official age for the grade that they are attending.

### The Implications of Over-Age/Under-Age Students

*For the system:* Both late entry into primary school and grade repetition can cause children to be over-age for their grade. High repetition rates indicate inefficiency in the education system.

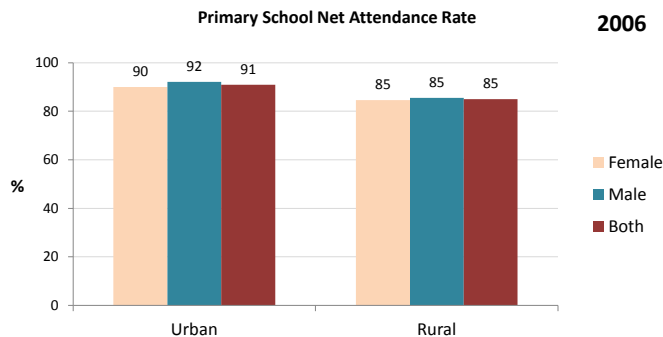
*In the classroom:* Large numbers of over-age students present a challenge for teachers who must teach a more diverse group with differing levels of maturity and school preparedness.

Students are considered to be on time if they are at the official age for the grade; over age if they are one or more years older; and under age if they are one or more years younger.

## Primary School Net Attendance Rate in Urban and Rural Areas, Uganda

Children in urban areas are slightly more likely to attend school than children in rural areas.

- In urban areas, 91% of children of primary school age attend school, compared to 85% in rural areas.



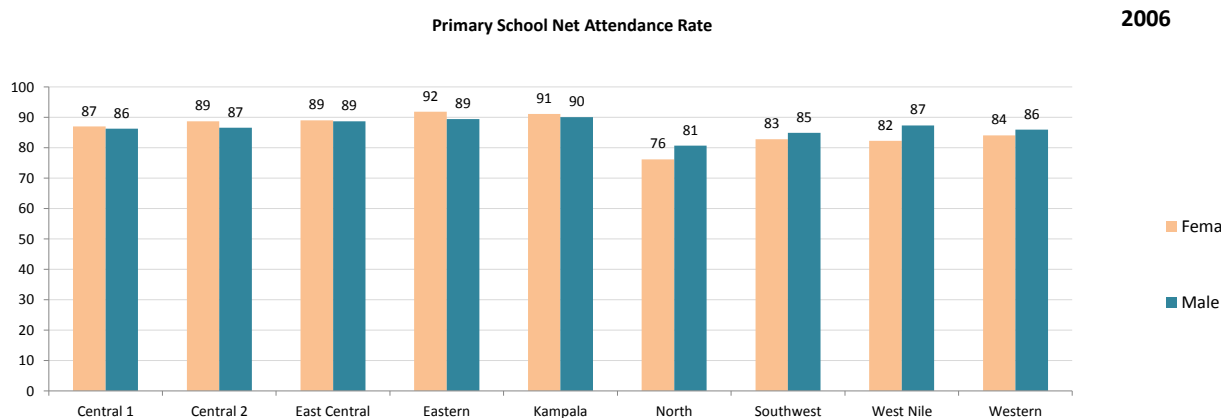
Source: Demographic and Health Survey

- No gender disparity can be observed in either urban or rural areas.

## Primary School Net Attendance Rate by Region, Uganda

There are not large regional disparities in primary school attendance in Uganda.

- Primary net attendance is highest in the Eastern region (91%); attendance is lowest in the North region (78%).
- Gender disparity is lowest in the East Central region and highest in the West Nile region.
- In all 9 regions more than three quarters of primary school age children attend school.

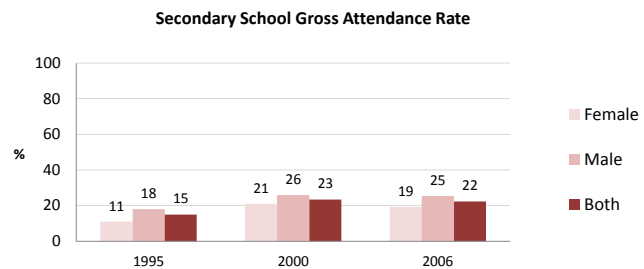
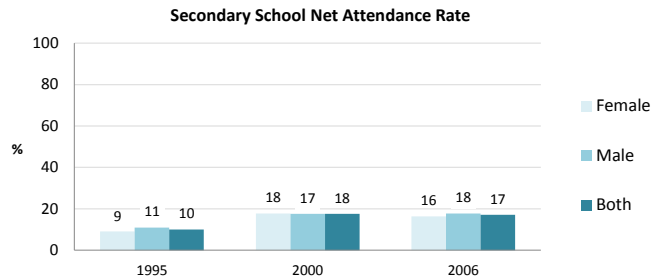


Source: Demographic and Health Survey

## Secondary School Net and Gross Attendance Rates, Uganda

Less than a quarter of secondary school age youth attends school. Males are not much more likely to attend than females.

- 17% of youth ages 13-18 attend secondary school.
- 18% of males ages 13-18 attend school, compared to 16% of females.
- Students over or under the official secondary school age range make up 5% of the secondary school age population.
- Secondary school net attendance rates slowly increased in 11 years from 10% in 1995 to 17% in 2006.

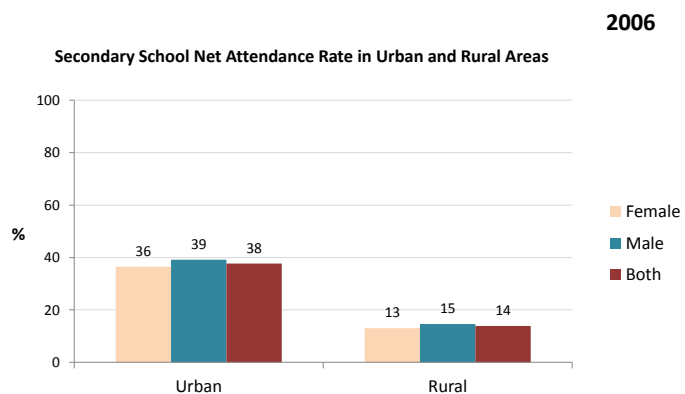


Source: Demographic and Health Survey

## Secondary School Net Attendance Rate in Urban and Rural Areas, Uganda

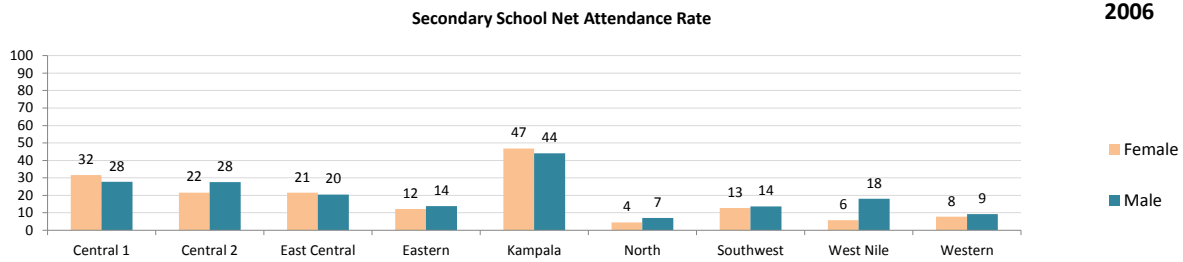
There are significantly more youth attending secondary school in urban areas as compared to rural areas.

- In urban areas, 38% of children of secondary school age attend school, compared to 14% in rural areas.
- Gender disparity in favor of males appears to be similar in urban and rural areas.
- Much more effort needs to be placed on increasing secondary education, especially in rural areas.



Source: Demographic and Health Survey

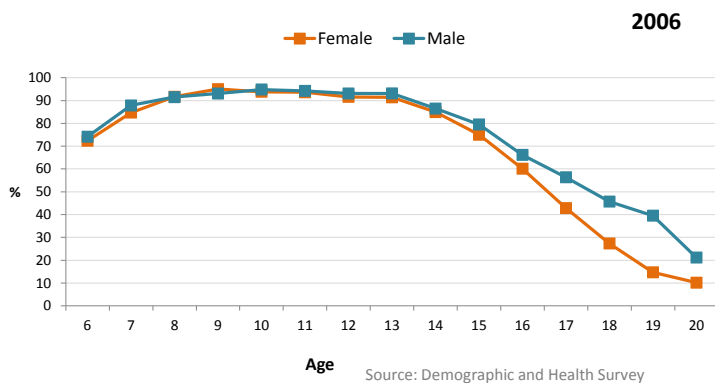
## Secondary School Net Attendance Rate by Region, Uganda



Source: Demographic and Health Survey

- Secondary net attendance is highest in the Kampala region (46%); attendance is lowest in the North region (6%).
- Gender disparity is highest in the West Nile region and lowest in the Southwest region.

## School Attendance by Age and Sex, Uganda

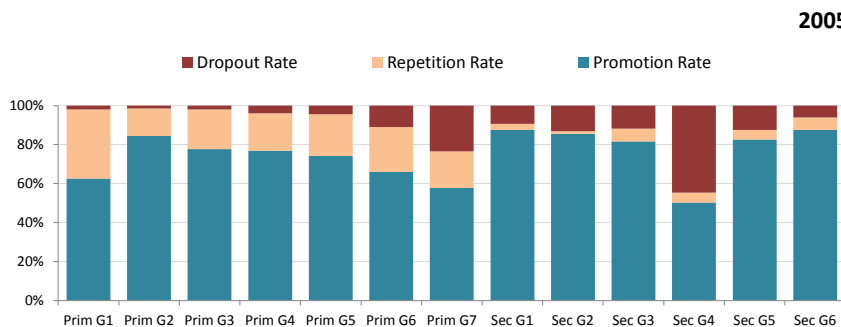


Source: Demographic and Health Survey

- There are as many girls as boys attending school up to age 14, in older age groups the percentage of boys attending school is higher than girls.

## Repetition, Dropout, and Promotion Rates by Grade, Uganda

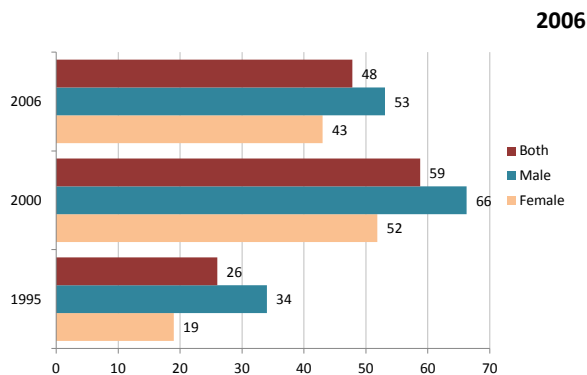
- Repetition rate ranges from 1% in grade 2 of secondary school to 35% in grade 1 of primary school.
- Dropout rate is highest in grade 4 of secondary school (45%) and lowest in grade 2 of primary school (2%).



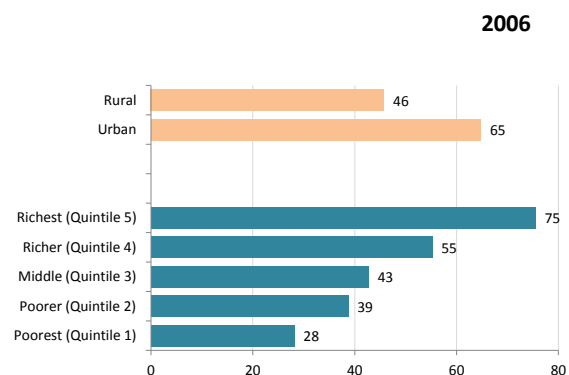
Source: Demographic and Health Survey

## Primary School Completion Rates, Uganda

- Primary completion rate decreased between 2000 and 2006.
- The probability of completing primary school is higher in urban than rural areas, and increases with the relative wealth of the student's household.



Source: Demographic and Health Survey



Source: Demographic and Health Survey

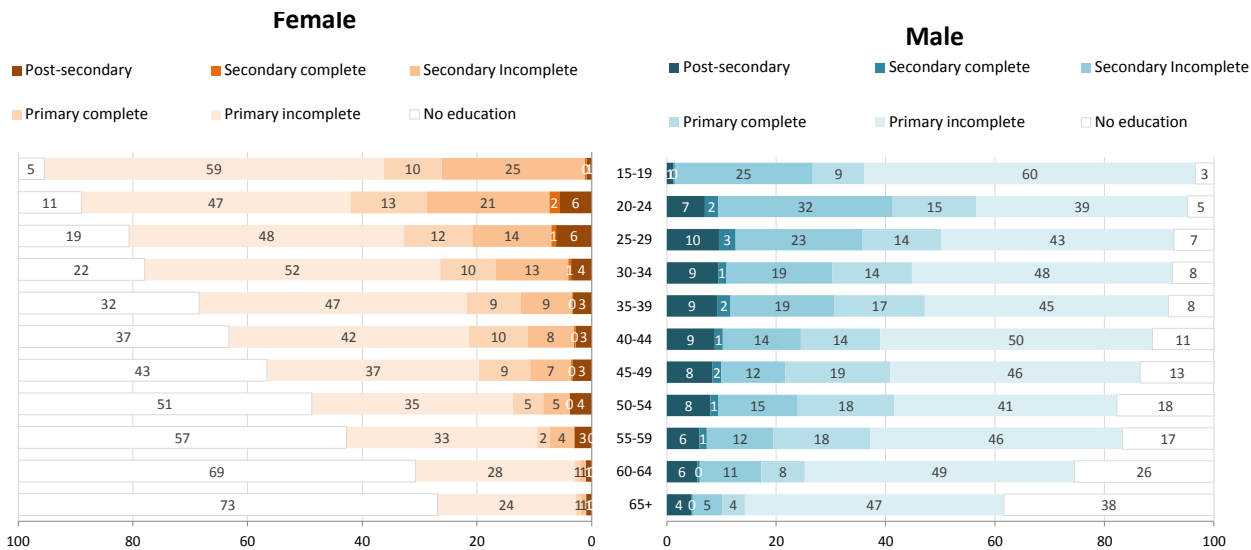
The primary school completion rate is the total number of students attending the last grade of primary school - regardless of age - expressed as a percentage of the official last grade of primary school-age population.

## Educational Attainment, Uganda

Males are better educated than women across older age groups, the gender gap disappears among 15-19 year olds.

- Among the population aged 15 years old and above, 7% of men and 19% of women have no education.
- 3% of men and 5% of women who are 15-19 year old have never attended school.
- Only 5% of the population aged 15 years old and above have post-secondary education.

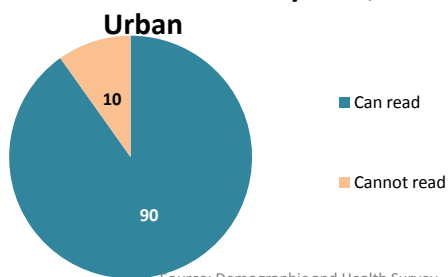
2006



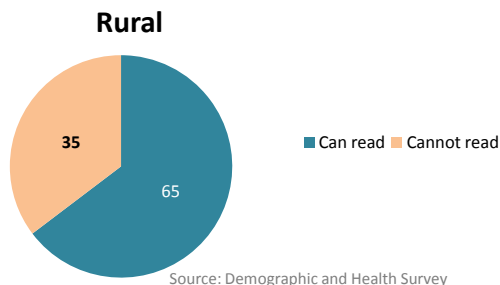
Source: Demographic and Health Survey

## Female Literacy Rates, Uganda

15-24 Year Old Female Literacy Rate, Urban



15-24 Year Old Female Literacy Rate, Rural

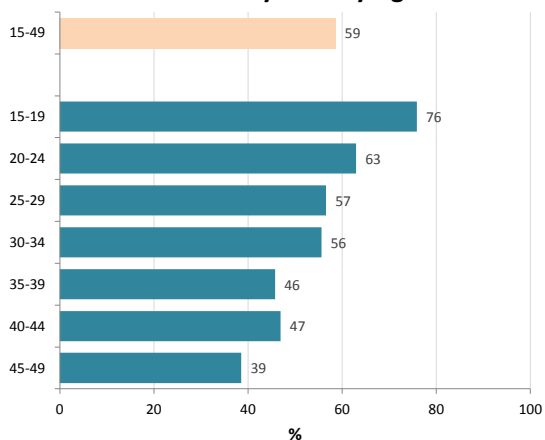


2006

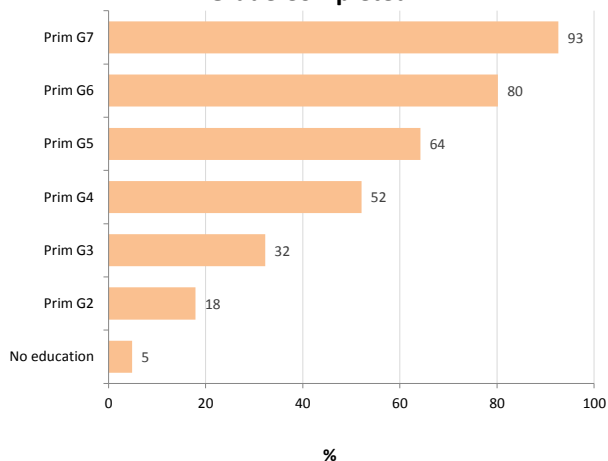
- 90% of women age 15-24 in urban areas can read, compared to 65% in rural areas.
- The percentage of women who can read is 39% among women age 45-49 and 76% among women age 15-19.

2006

Female Literacy Rate by Age



Literacy Rate of Women 15-24 Years Old by Grade Completed



- 52% of women who completed grade 4 can read and literacy rate increases with level of education completed.