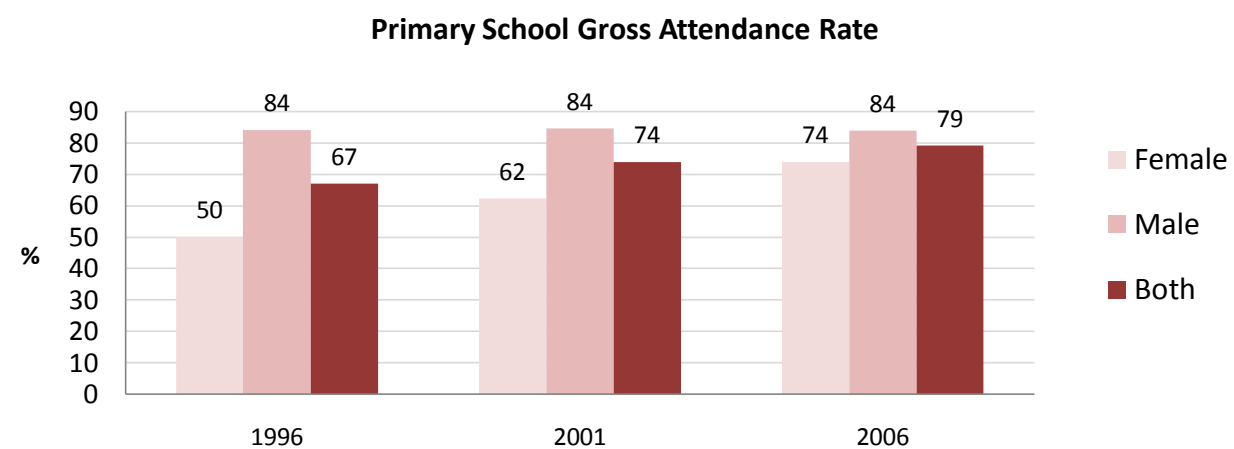
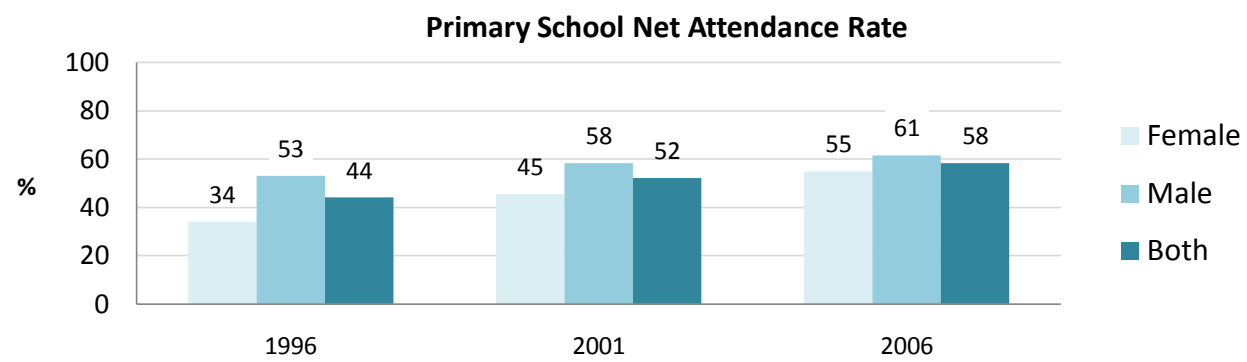


Primary School Net and Gross Attendance Rates, Benin

Less than two thirds of school age children in Benin attend primary school. Boys are more likely to attend than girls.

- 58% of children ages 6-11 attend primary school.
- 61% of boys ages 6-11 attend school, compared to 55% of girls.
- There has not been much progress in primary school attendance in Benin in 10 years, with net attendance rates increasing from 44% in 1996 to only 58% in 2006.

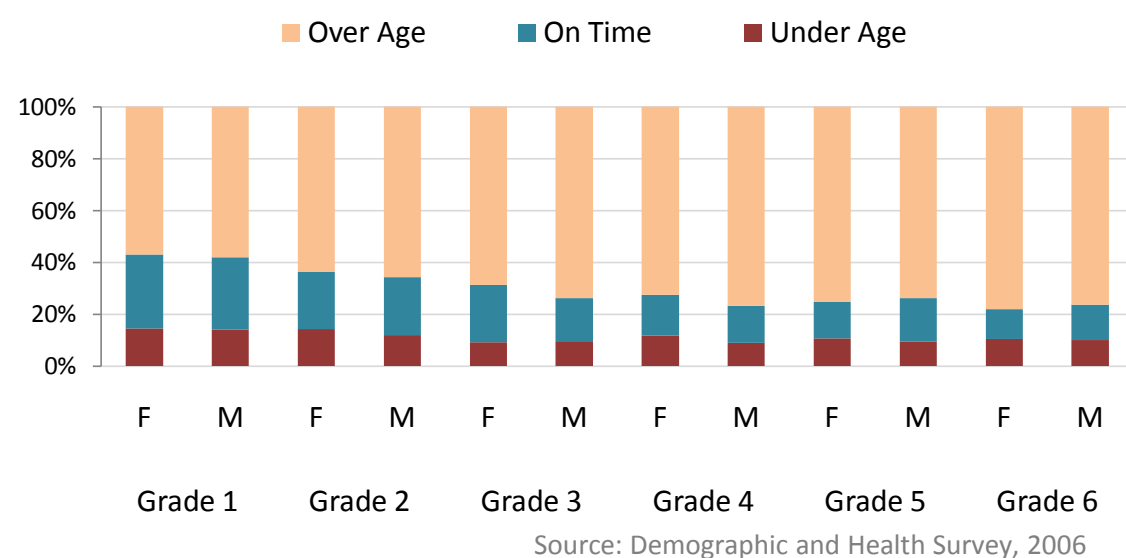


Many children attending primary school are outside of the official age range. This is reflected in the difference between net and gross attendance rates. This can have tremendous impact on the educational infrastructure, the experience in the classroom, and educational planning.

The net attendance ratio (NAR) is the percentage of the official primary school-age population that attends primary school. The gross attendance ratio (GAR) is the total number of students attending primary school - regardless of age - expressed as a percentage of the official primary school-age population.

Over-Age, Under-Age, and On-Time Students in Primary School, Benin

Only about 20% of primary school students are in the appropriate grade for their age; the on-time proportion declines in the higher grades.



- 70% of the male primary school students and 67% of the female students are over-age.
- The percentage of males who are over-age ranges from 58% to 77%. The percentage for females ranges from 57% to 78%.
- About 12% of primary school students are younger than the official age for the grade that they are attending.

The Implications of Over-Age/Under-Age Students

For the system: Both late entry into primary school and grade repetition can cause children to be over-age for their grade. High repetition rates indicate inefficiency in the education system.

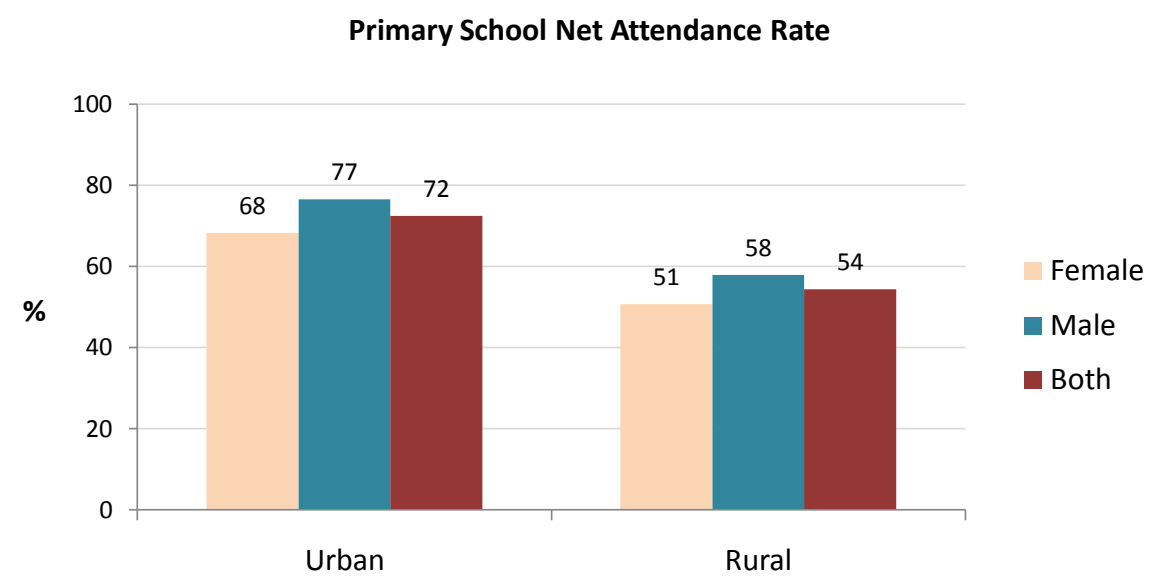
In the classroom: Large numbers of over-age students present a challenge for teachers who must teach a more diverse group with differing levels of maturity and school preparedness.

Students are considered to be on time if they are at the official age for the grade; over age if they are one or more years older; and under age if they are one or more years younger.

Primary School Net Attendance Rate in Urban and Rural Areas, Benin

Children in urban areas are much more likely to attend school than children in rural areas.

- In urban areas, 72% of children of primary school age attend school, compared to 54% in rural areas.



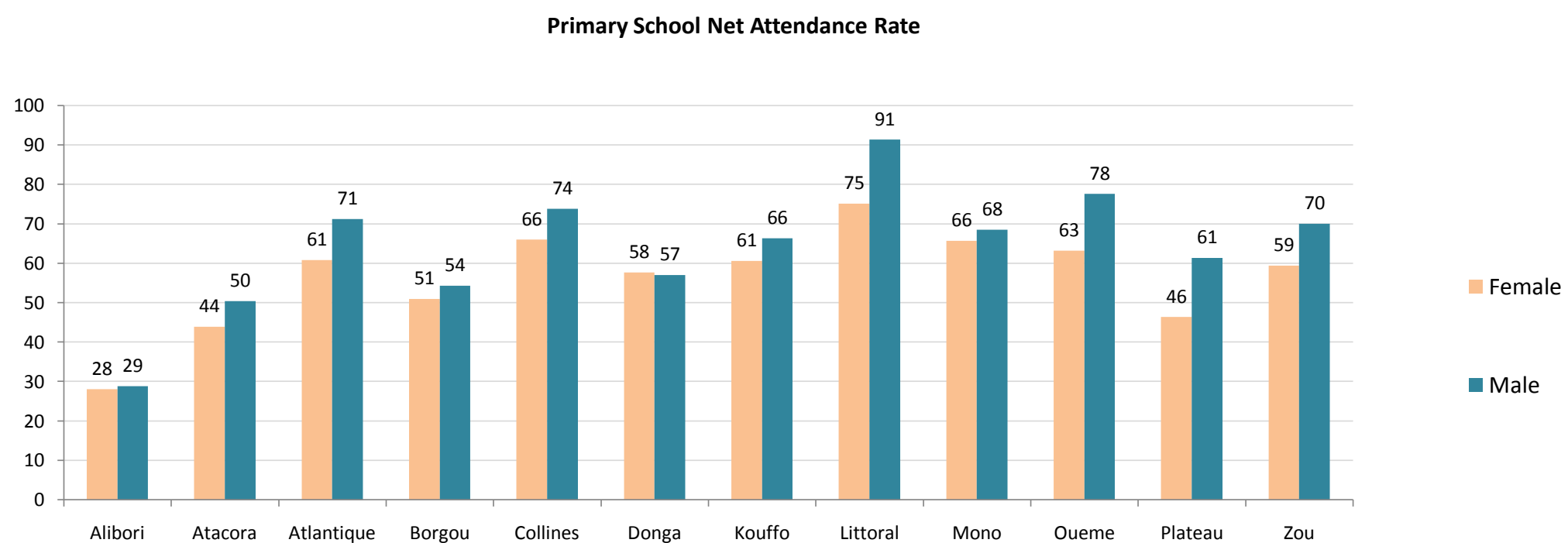
Source: Demographic and Health Survey, 2006

- In both urban and rural areas boys are more likely to attend school than girls.

Primary School Net Attendance Rate by Region, Benin

There are large regional disparities in primary school attendance in Benin.

- Primary net attendance is highest in the Littoral region (83%); attendance is lowest in the Alibori region (28%).
- Gender disparity is lowest in the Donga region and highest in the Littoral region.
- In 8 of the 10 regions, less than two third of primary school age children attend school.

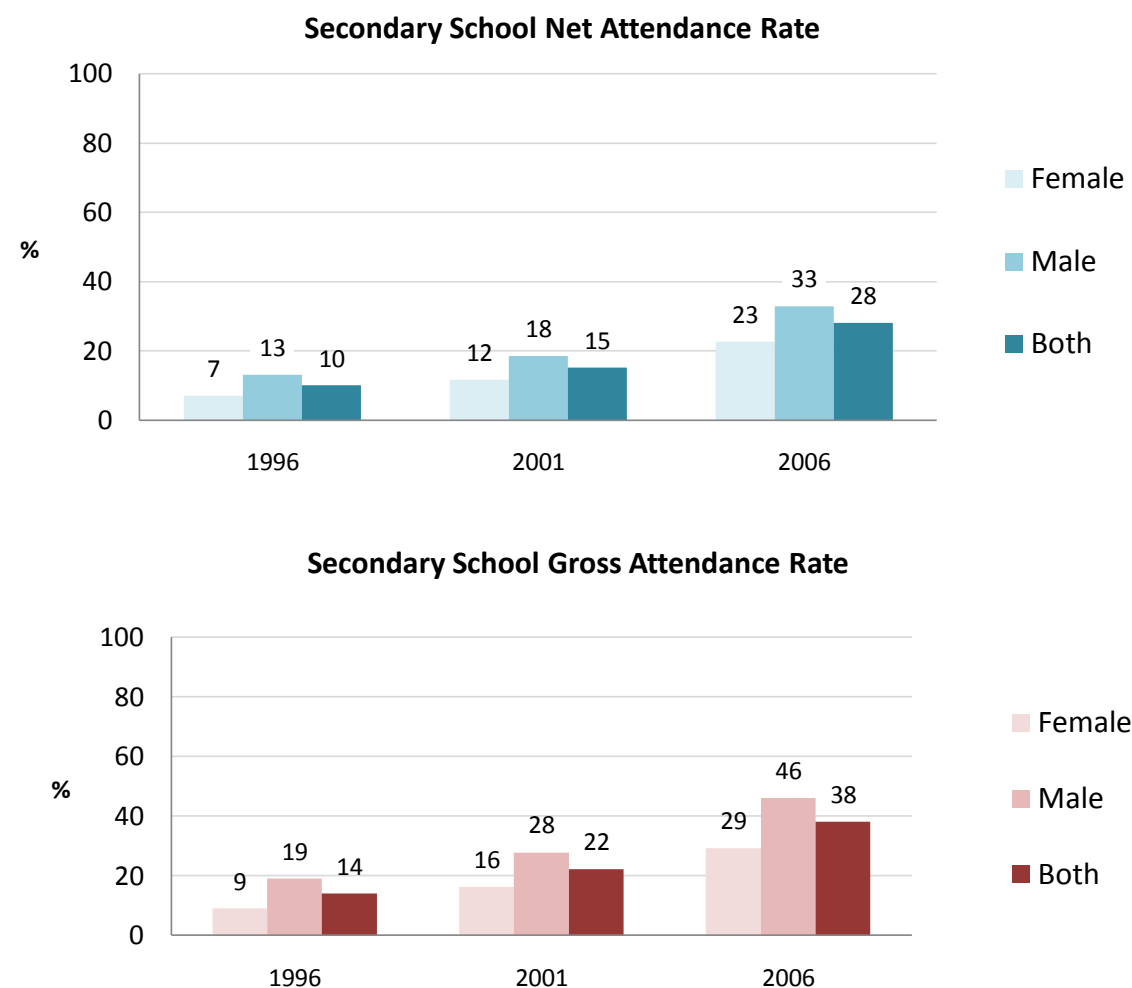


Source: Demographic and Health Survey, 2006

Secondary School Net and Gross Attendance Rates, Benin

Less than one third of secondary school age youth attends school. The gender disparity in attendance is higher in secondary school than at the primary school level.

- 28% of youth ages 12-18 attend secondary school.
- 33% of males ages 12-18 attend school, compared to 23% of females.
- Students over or under the official secondary school age range make up 10% of the secondary school age population.
- Secondary school gross attendance rates slowly increased in 10 years from 14% in 1996 to 38% in 2006.

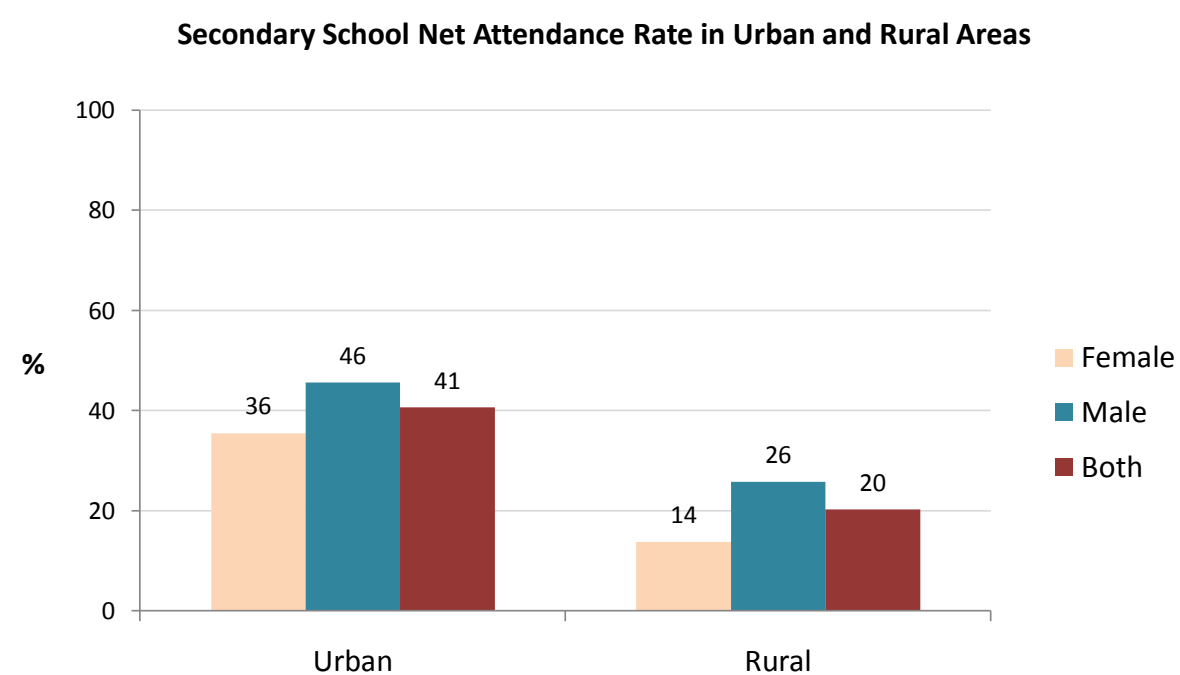


Source: Demographic and Health Survey

Secondary School Net Attendance Rate in Urban and Rural Areas, Benin

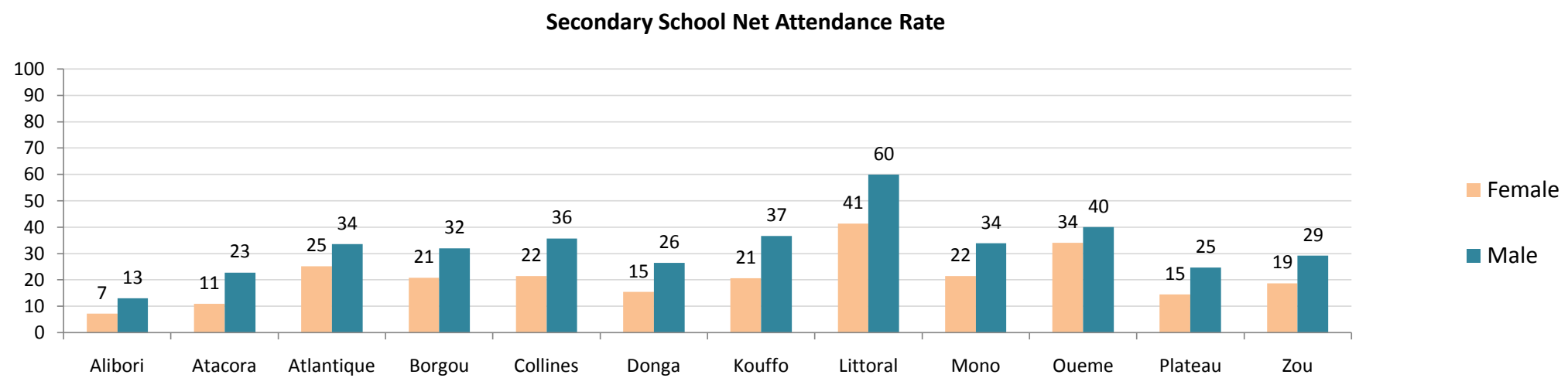
There are twice as many youth attending secondary school in urban areas as compared to rural areas.

- In urban areas, 41% of children of secondary school age attend school, compared to 20% in rural areas.
- Similarly to the primary school level, males are more likely to attend secondary school in both rural and urban areas.



Source: Demographic and Health Survey, 2006

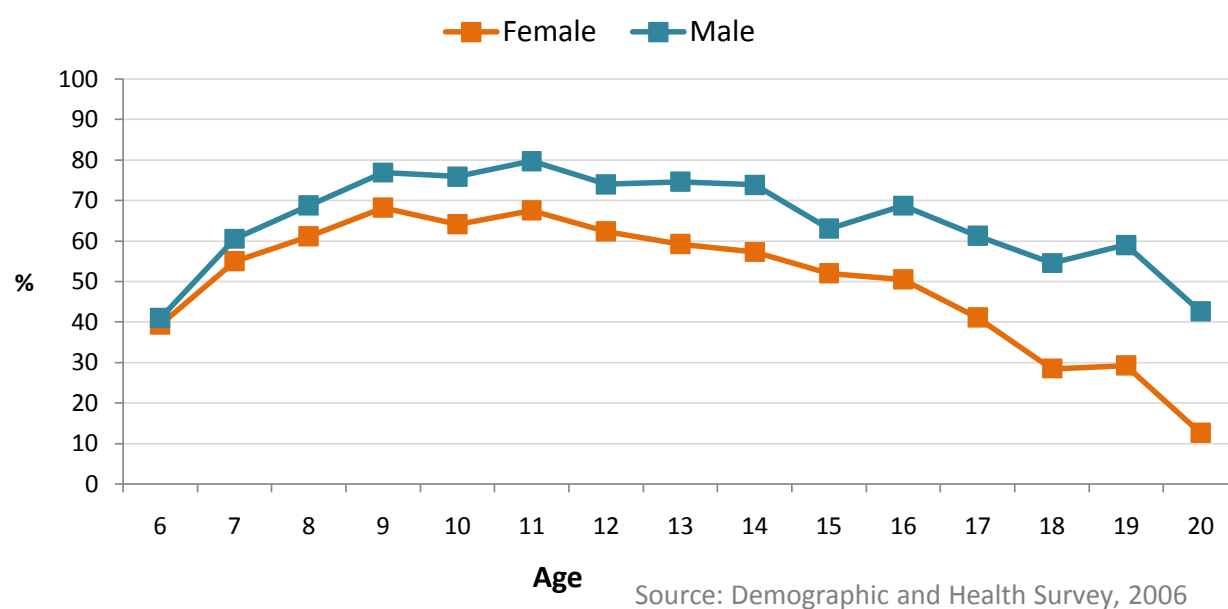
Secondary School Net Attendance Rate by Region, Benin



Source: Demographic and Health Survey, 2006

- Secondary net attendance is highest in the Littoral region (50%); attendance is lowest in the Alibori region (10%).
- Gender disparity is highest in the Littoral region and lowest in the Alibori region.

School Attendance by Age and Sex, Benin

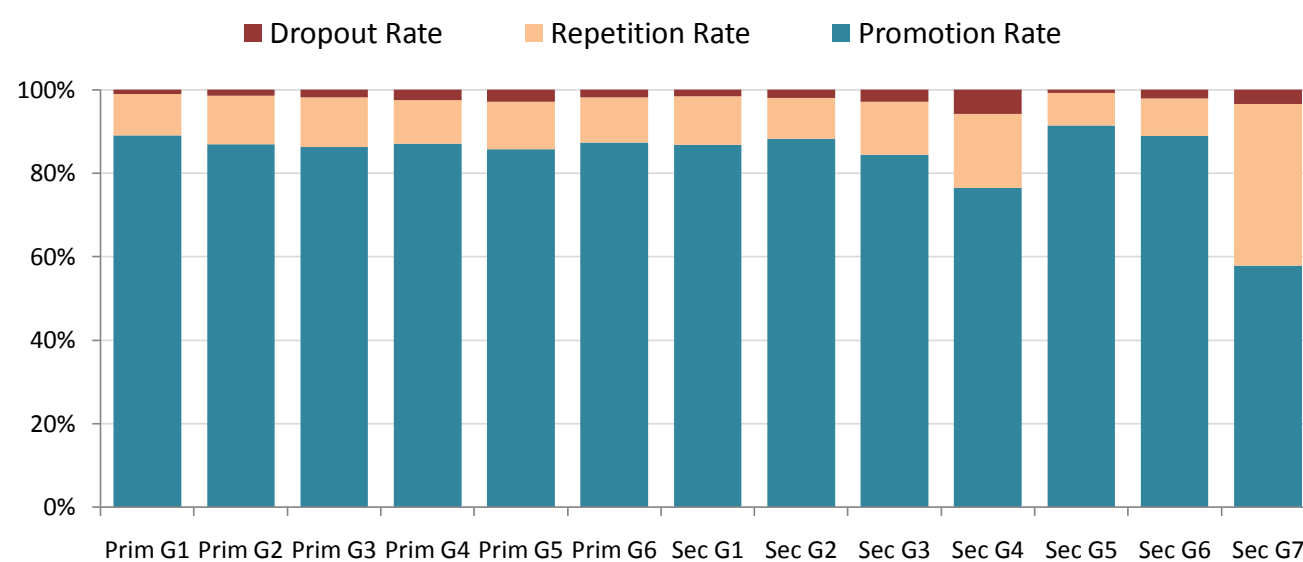


Source: Demographic and Health Survey, 2006

- The percentage of males attending school is higher than females at every grade.
- For females, the highest attendance rate is at age 9 (68%), while for males the highest attendance rate is at age 11 (80%).

Repetition, Dropout, and Promotion Rates by Grade, Benin

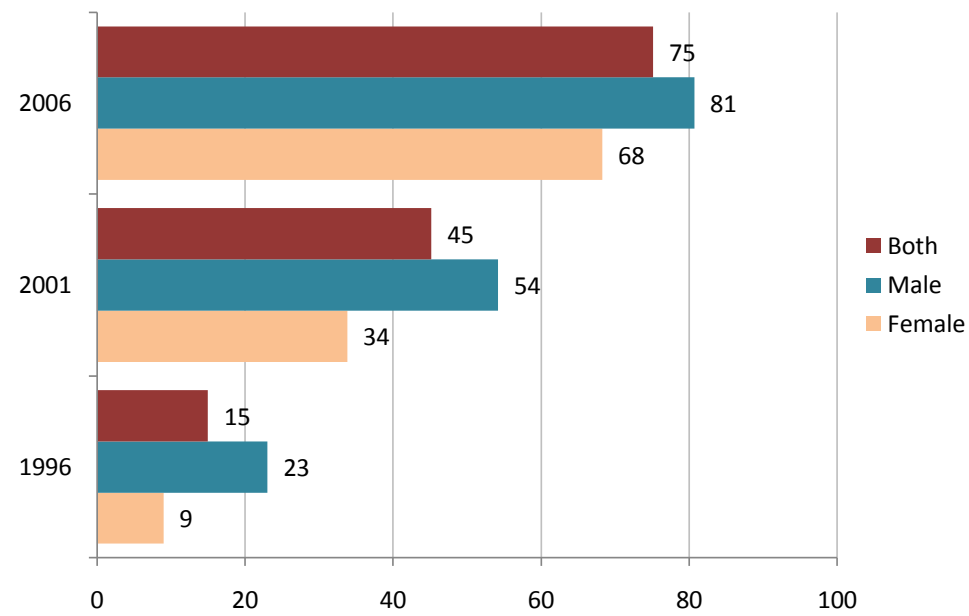
- Repetition rate ranges from 8% in grade 5 of secondary school to 39% in grade 7 of secondary school.
- Dropout rate is highest in grade 4 of secondary school (6%) and lowest in grade 5 of secondary school (1%).



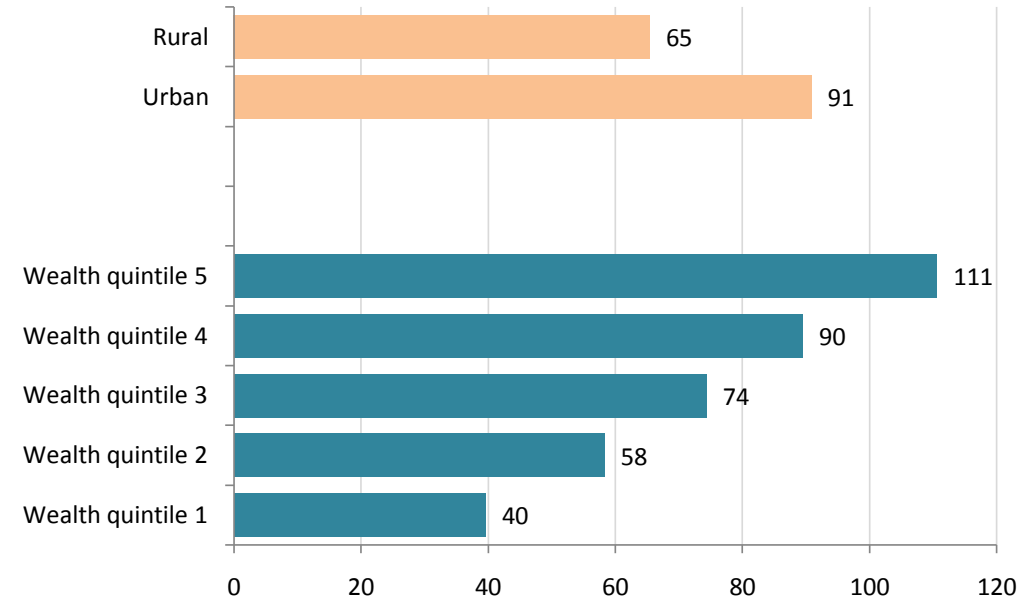
Source: Demographic and Health Survey, 2006

Primary School Completion Rates, Benin

- Primary school completion rate increased dramatically in 10 years, from 15% in 1996 to 75% in 2006.
- The probability of completing primary school is higher in urban than rural areas, and increases with the relative wealth of the student's household.



Source: Demographic and Health Survey



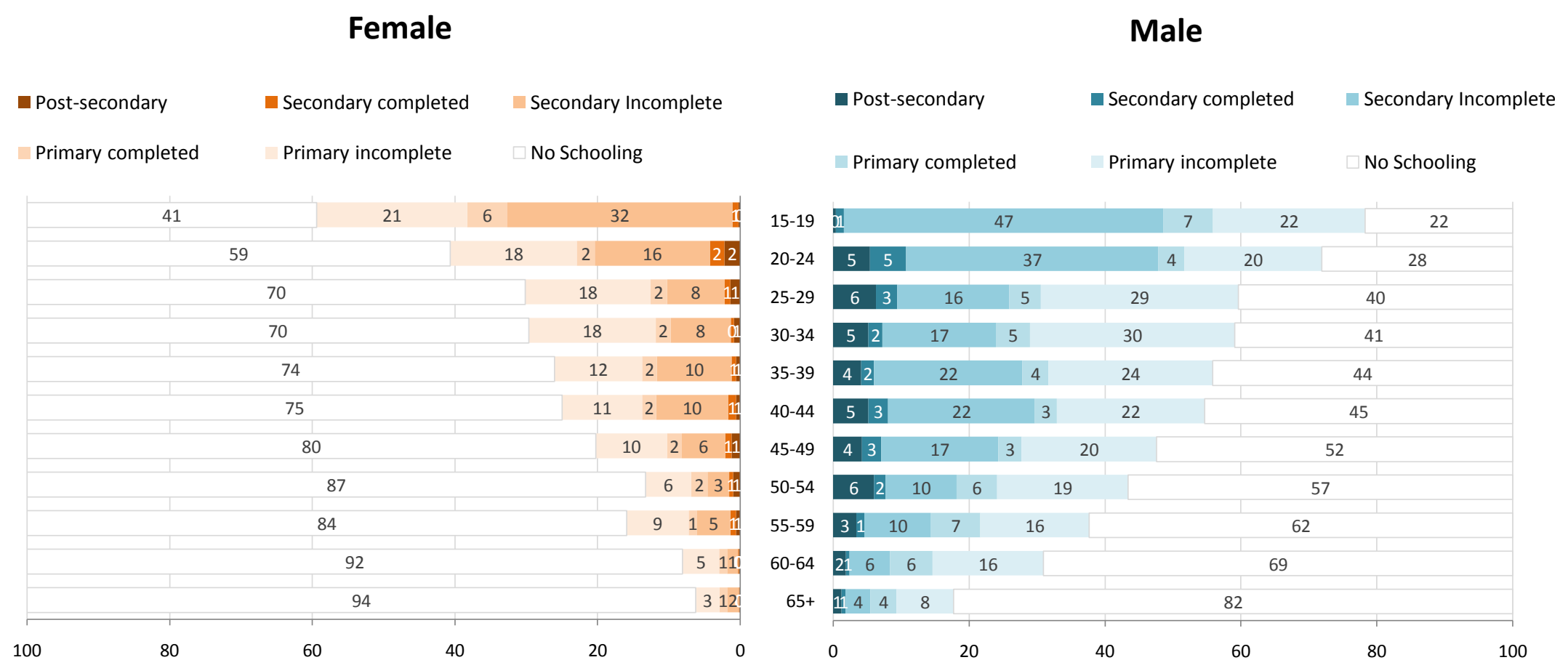
Source: Demographic and Health Survey, 2006

The primary school completion rate is the total number of students attending the last grade of primary school - regardless of age - expressed as a percentage of the official last grade of primary school-age population.

Educational Attainment, Benin

Males are better educated than women across all age groups.

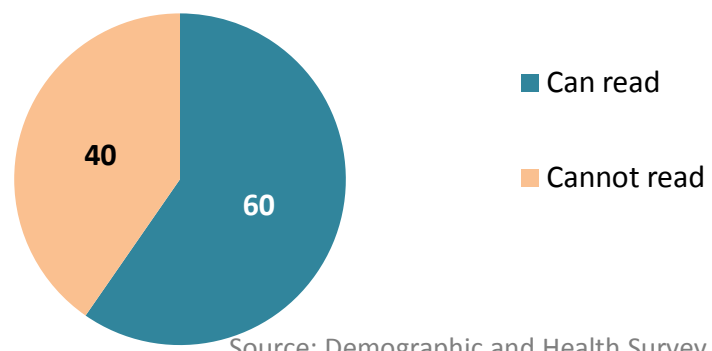
- Among the population aged 15 years old and above, 43% of men and 69% of women have no education.
- 22% of men and 41% of women who are 15-19 year old have never attended school.
- Only 2% of the population aged 15 years old and above have post-secondary education.



Source: Demographic and Health Survey, 2006

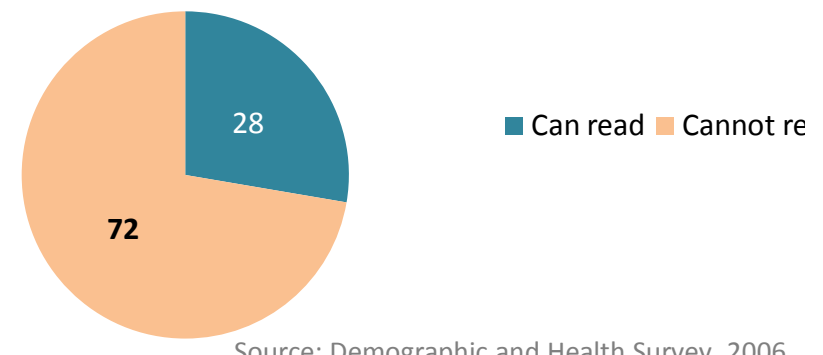
Female Literacy Rates, Benin

Female Literacy Rate, Urban



Source: Demographic and Health Survey, 2006

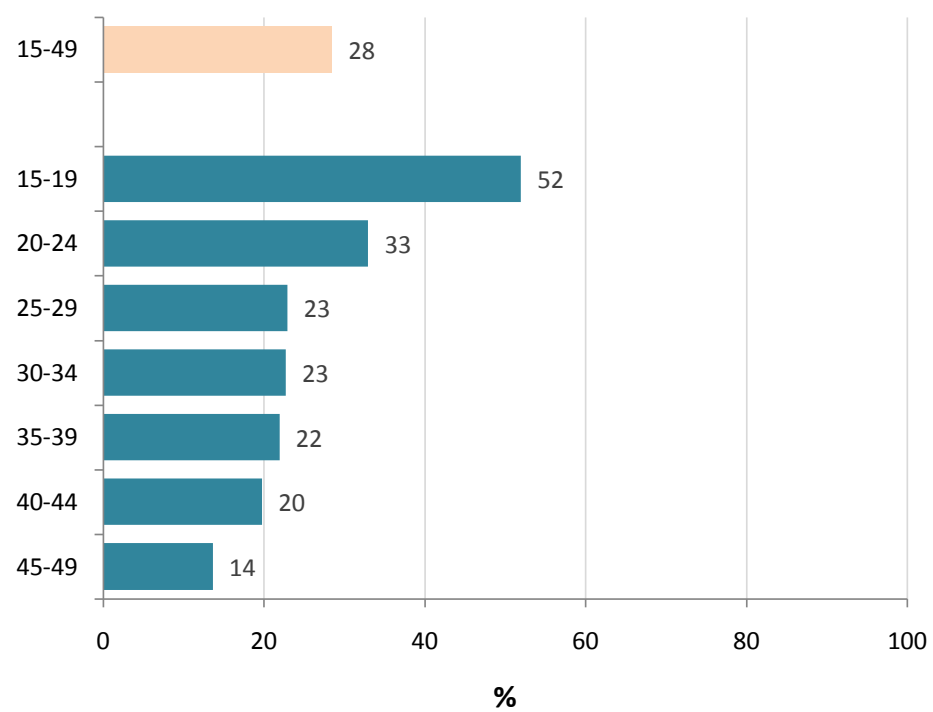
Female Literacy Rate, Rural



Source: Demographic and Health Survey, 2006

- 60% of women age 15-24 in urban areas can read, compared to 28% in rural areas.
- The percentage of women who can read is 14% among women age 45-49 and 52% among women age 15-19.

Female Literacy Rate by Age



Source: Demographic and Health Survey, 2006