


# Zambia 2008 District Profile for Chongwe

## At a glance

	Grades	
	1-9	10-12
Female Pupils	19,040	989
Male Pupils	20,653	712
Teachers	789	91
Schools	106	5
Classrooms	599	44
Textbooks	65,709	850



## Basic School

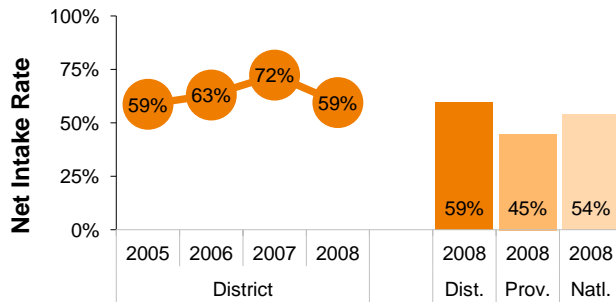
	Goal	Actual Value
NIR		59%
NER		114%
Survival to G9		40%
Pupil-Teacher Ratio		49
Teacher Attrition Rate		21%
% Teachers Qualified		82%
Pupil-Book Ratio		2.9

## ANALYSIS



**Indic. 1**

**Are children entering basic school on time?**



The **Net Intake Rate** is the percentage of seven-year olds who enter school for the first time. It gives us an idea of how many 7-year olds are entering school and how many are not. A higher **NIR** means more seven year olds are entering school on time.

**The Net Intake Rate in Chongwe:**

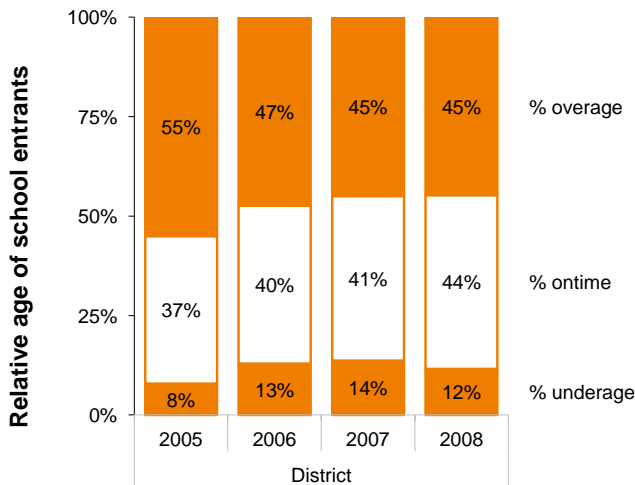
Has remained constant since 2005.  
Is similar to the national value.  
Is 21 percentage points below the goal of 80%.

**What is observed and why is it happening?**

**What action is required?**

**Indic. 2**

**Of all the children who enter school for the first time, how many are the correct age?**



**Since 2005 in Chongwe:**

Overage entrants have decreased by 10 percentage points.  
Properly aged entrants have increased by 7 percentage points.  
Underage entrants have increased by 4 percentage points.

**What is observed and why is it happening?**

**What action is required?**

This graph shows the **percentage of new school entrants who are on-time** (age 7), **overage** (older than 7) and **underage** (younger than 7). A high percentage of overage entrants means a lower NIR, but is acceptable because it means that older children are receiving an education. Once all the older children have been cycled through school, the percentage of overage entrants should decrease and the percentage of on time entrants should increase. If underage pupils are entering in large percentages, they are taking spaces from older pupils.

**Indic. 3**

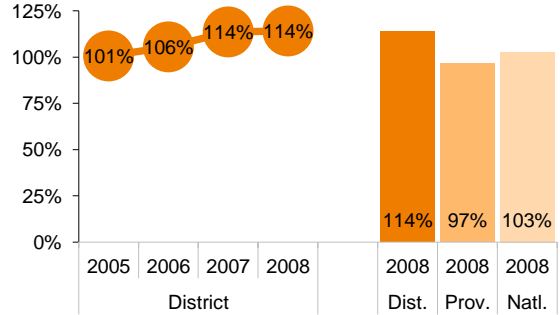
**Are all basic school age children enrolled in basic school?**

Basic NER

The **Basic Net Enrollment Rate** is the percentage of basic-aged (ages 7-15) children who are enrolled in basic school (grades 1-9). A higher **Basic NER** means more children are attending school at the correct age.

**The Net Enrollment Rate in Chongwe:**

Has increased by 14 percentage points since 2005  
 Is 11 percentage points above the national average.  
 Is 34 percentage points above the goal of 80%.



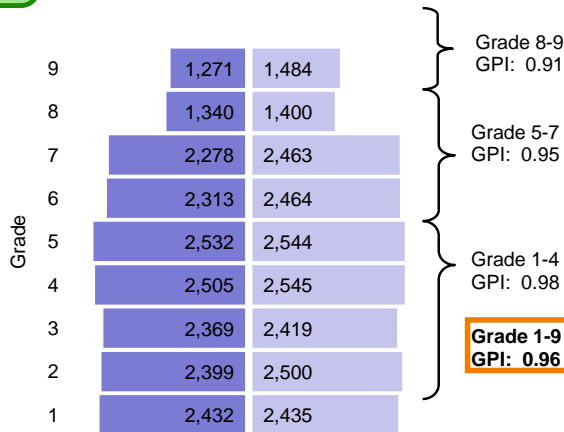
**What is observed and why is it happening?**

**What action is required?**

**Indic. 4**

**Are girls and boys enrolled in equal numbers?**

Gender Parity Index



The **Gender Parity Index** is the ratio of female to male pupils. A **GPI** larger than one mean there are more females than males in school. A **GPI** smaller than one means there are less females per male in school. A **GPI** of 1 is desirable because it means there is an equal number of males and females in school.

**The Gender Parity Index in Chongwe:**

Is within 0.04 of the national goal of 1 for grades 1-9.  
 Is highest in grades 1-4, with 0.98 girls per boy.  
 Is lowest in grades 8-9, with 0.91 girls per boy.

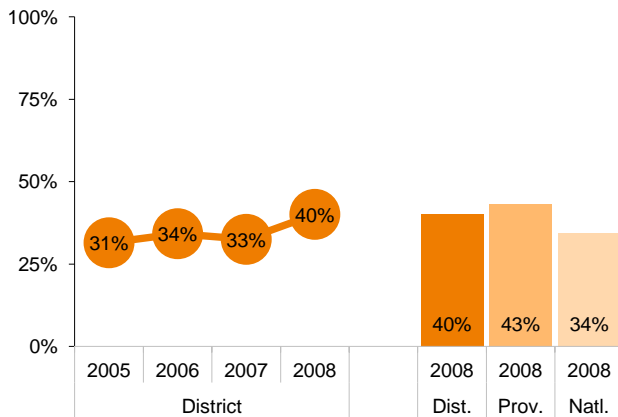
**What is observed and why is it happening?**

**What action is required?**

**Indic. 5**

**How many first-grade pupils will reach grade 9?**

Grade 1-9 Multi Grade Survival Rate



The **Grade 1-9 Multi Grade Survival Rate** is the percentage of pupils enrolled in grade 1 during the current school year who are expected to reach grade 9, no matter how many years. It is estimated using data from a single year. A higher survival rate means more pupils are expected to reach grade 9 and less drop out.

**The Grade 1-9 Multi Grade Survival Rate in Chongwe:**

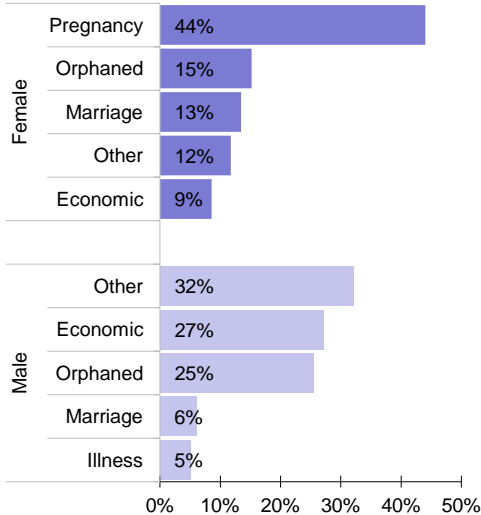
- Has increased by 9 percentage points since 2005
- Is 6 percentage points below the national average.
- Is 40 percentage points below the goal of 80%.

**What is observed and why is it happening?**

**What action is required?**

**Indic. 6**

**Why do children in grades 5-9 drop out before completing basic school?**



**What is observed and why is it happening?**

**What action is required?**

The top reasons that students in grades 5-9 left school as reported by school head-masters. Headmasters may not always know the exact reason.

## Are some Grade 1 students less likely than others to reach higher grades of Basic School?

**Indic.  
7**

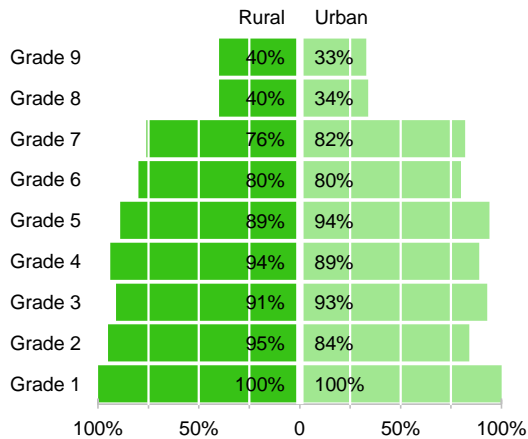
These pyramids compare the multi-grade survival rates for a grade 1 pupil from different education situations. When one group has a lower survival rate to a particular grade, pupils from that group are less likely to reach that grade.

**In Chongwe, students are less likely to stay in school through grade 9 if they are female or if they attend a urban or community school.**

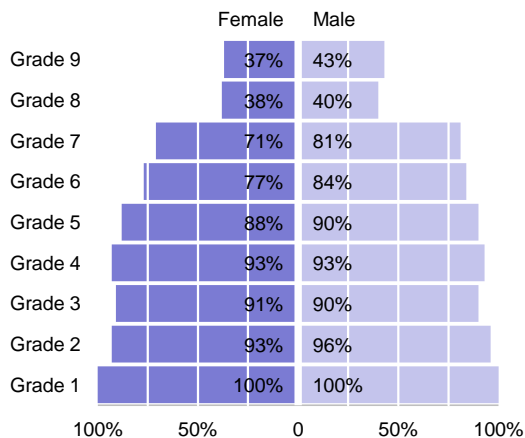
40% of rural school entrants will reach grade 9 as compared with 33% of urban entrants.

37% of female school entrants will reach grade 9 as compared with 43% of male entrants.

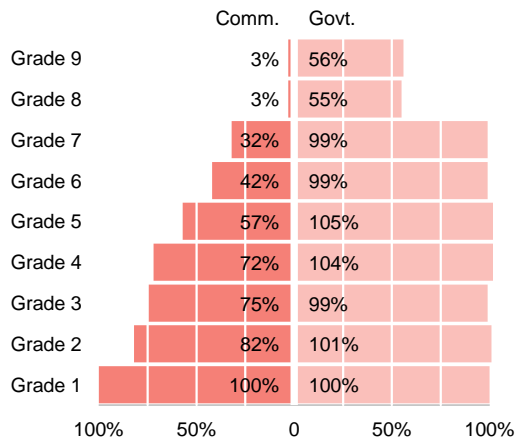
3% of community school entrants will reach grade 9 as compared with 56% of government school entrants.



**What is observed and why is it happening?**

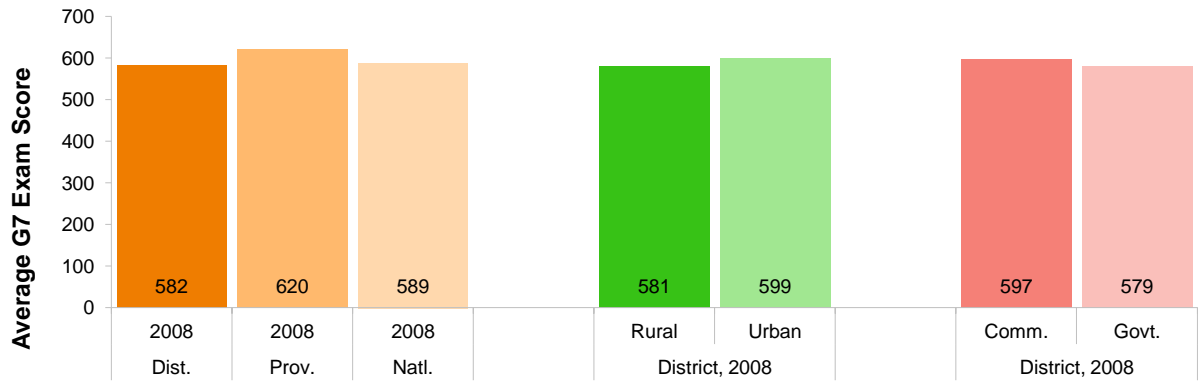


**What action is required?**



## ISSUE #3: Are children learning?

### Indic. 8 How do children perform on the Grade 7 exam?



The **Grade 7 Exam** is designed to measure individual students' learning levels at the end of grade 7. Exams are a common measure of learning, though critics argue that students with a high knowledge level could perform poorly if they are not good at taking tests.

Exam scores are tabulated according to where the test is taken rather than where a pupil attends school. For example, if a community school pupil travels to a government school to take the exam, then their score is recorded as a government school score. Because of this, the Urb./Rur and Comm./Govt. scores in the graph may not reflect learning levels properly.

Not all grade 7 pupils sit for the exam, which means that exam scores may not be representative of the learning level of all grade 7 pupils. If high achieving pupils take the exam and low achieving pupils avoid it, then the average scores represent the learning level of high achievers more than that of low achievers.

#### The average Grade 7 exam score in Chongwe :

Is 6 points lower than the national average.

Is 18 points lower in rural schools than in urban schools.

Is 17 points longer in community schools than in government schools.

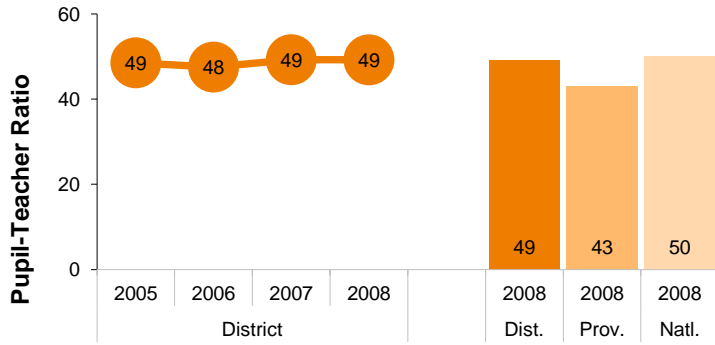
**What is observed and why is it happening?**

**What action is required?**

**Issue #4: How are school resources distributed in Chongwe ?**

**Indic. 9**

**Are there enough basic school teachers for all pupils?**



The **Basic Pupil-Teacher Ratio** is the average number of basic pupils to each basic teacher. A higher PTR means that each teacher is responsible for more pupils.

**The Pupil-Teacher Ratio in Chongwe:**

Has increased by 1 pupils since 2005.  
Is 1 pupils lower than the national average.  
Is 29 pupils higher than the national goal

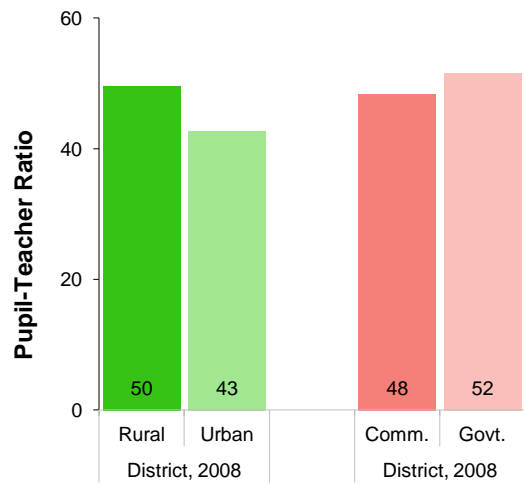
**What is observed and why is it happening?**

**What action is required?**

**Indic. 10**

**How are basic school teachers distributed by school type?**

**What is observed and why is it happening?**



**What action is required?**

**Basic Pupil-Teacher Ratio by School Type:**

PTR in rural schools is 7 pupils higher than PTR in urban schools.

PTR in community schools is 3 pupils lower than PTR in government schools.

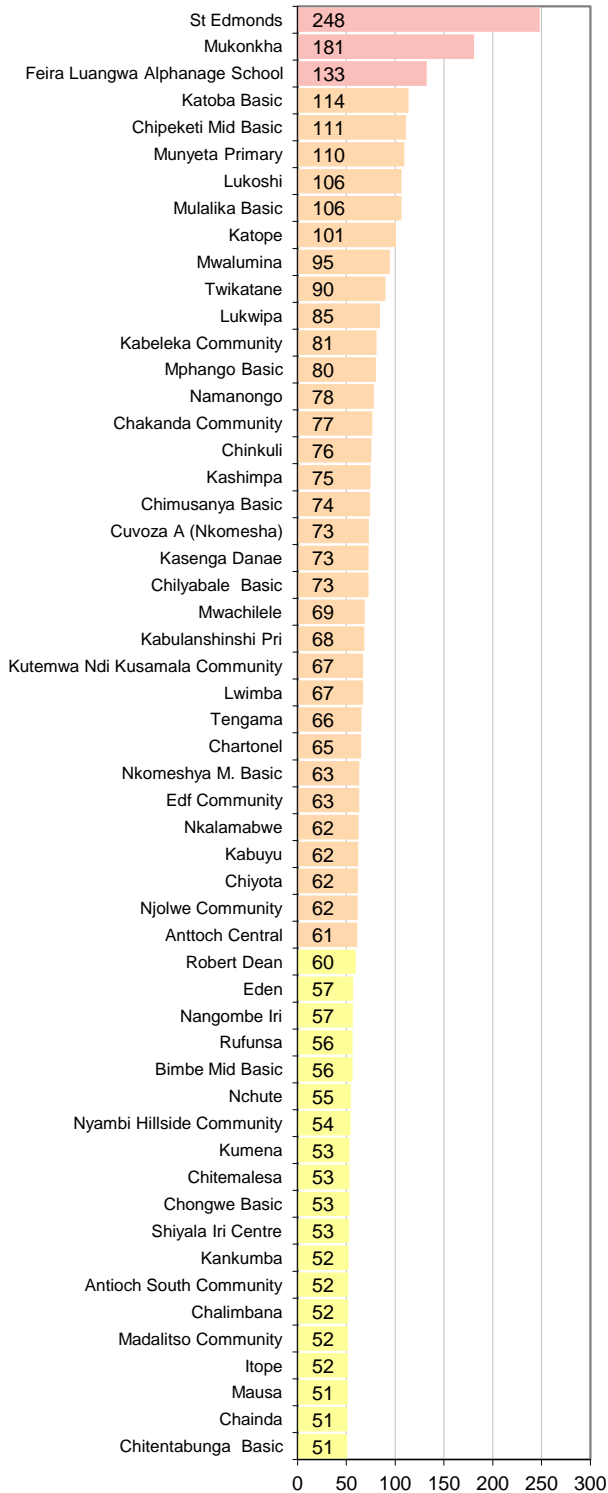


This page lists the 50 basic schools with the highest G1-G9 pupil-teacher ratios. The schools with the highest ratios are listed first and have the greatest need for assistance. In a school with a PTR of 60 or less, learning is possible. In a school with a PTR of more than 60, learning is difficult. In a school with a PTR of 120 or more, learning is nearly impossible. Schools with high PTR's may be in need of additional classrooms and other resources as well as teachers.

## Schools with the highest Grade 1-9 PTR's

What is observed and why is it happening?

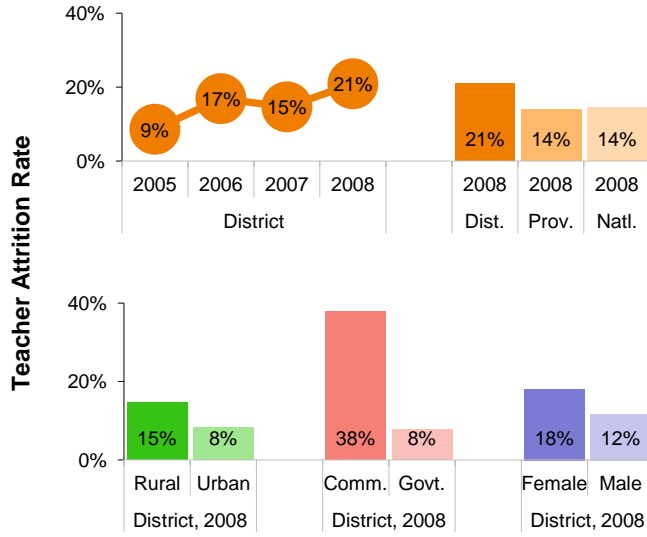
PTR	<= 39	40-59	60-119	>= 120	Total
# Schools	37	35	33	3	108



What action is required?

**Indic. 12**

**How many basic school teachers leave their posts every year?**



**The Teacher Attrition Rate in Chongwe:**

Has increased by 12 percentage points since 2005. Is similar to the national average. Is 16 percentage points above the goal of 5%.

Is 7 percentage points higher for rural teachers. Is 30 percentage points higher for community school teachers. Is 6 percentage points higher for female teachers.

The **Teacher Attrition Rate** is the percentage of teachers reported to have left their position in the past year. Teachers may have left for another teaching post, or left teaching altogether.

A lower **Teacher Attrition Rate** means that less teachers have left their positions each year.

**What is observed and why is it happening?**

**What action is required?**

**Indic. 13**

**Are basic school teachers qualified to teach?**

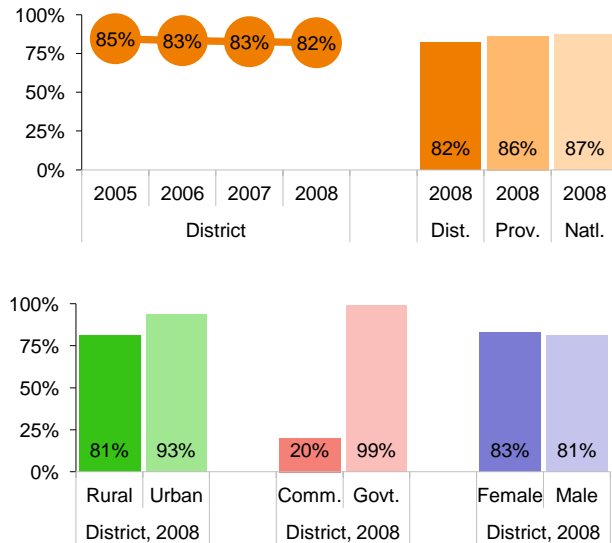
The **Teacher Qualification Rate** is the percentage of teachers who are known to have a teaching degree, diploma, or certificate. If a teacher's qualification is unknown, they are counted as unqualified.

A higher **Teacher Qualification Rate** means more teachers are qualified to teach.

**The Teacher Qualification Rate in Chongwe:**

Has decreased by 3 percentage points since 2005. Is similar to the national average. Is 2 percentage points above the goal of 80%.

Is 12 percentage points lower for rural teachers. Is 79 percentage points lower for community school teachers. Is similar for male and female teachers.



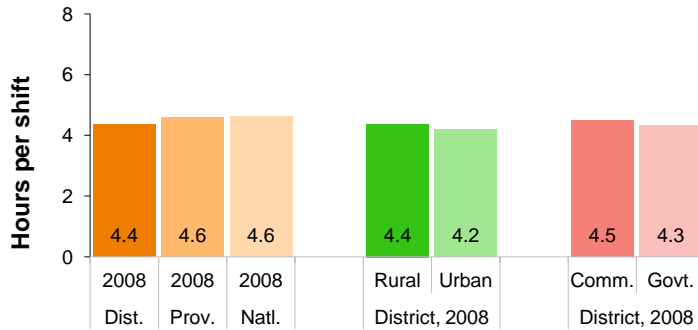
**What is observed and why is it happening?**

**What action is required?**

Indic. 14

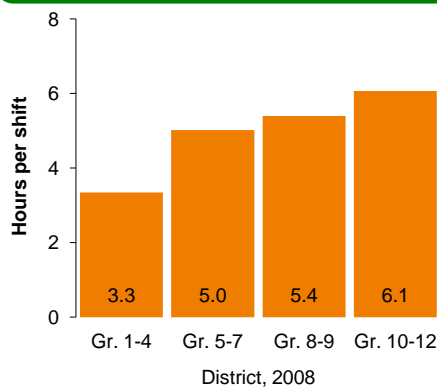
### Are basic school pupils' shifts long enough?

#### The average shift duration in Chongwe:



Is 0.27 hours shorter than the national average.  
 Is 0.36 hours longer than the goal of 4 hours.  
 Is 0.18 hours longer in rural schools than in urban schools.  
 Is 0.17 hours longer in community schools than in government schools.  
 Is 0.65 hours shorter than the goal of 4 hours in grades 1-4.

**Shift duration** is the average number of hours out of a school day that a pupil attends school. Higher values mean pupils spend more time learning. 4-6 hours per day is recommended by the Ministry of Education. Shift duration is lower when schools use multiple shifting.

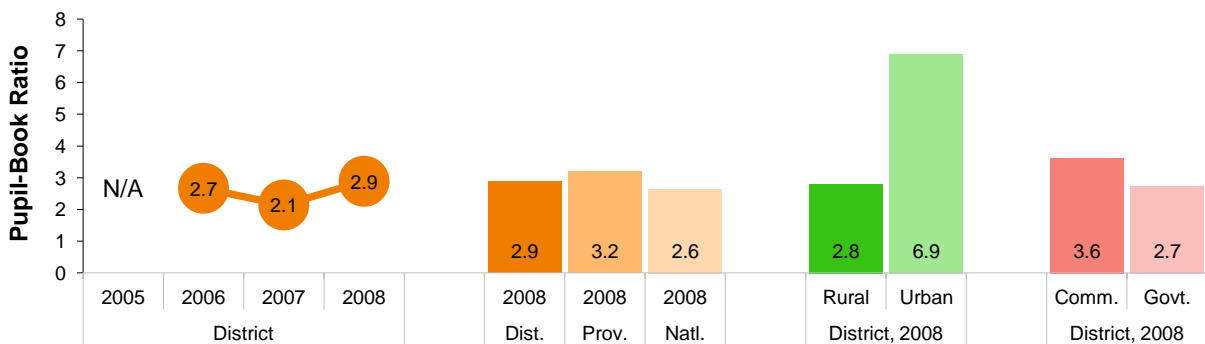


**What is observed and why is it happening?**

**What action is required?**

Indic. 15

### Are there enough math books for basic school pupils?



The **Basic Pupil-Book Ratio** is the number of primary pupils for each book. A higher **Basic PBR** means more pupils share each book. This graph uses the PBR for Math books as an indication of the PBR across all subjects. Other subjects are equally important and BPR's for these subjects are available in Ed\*Assist.

**What is observed and why is it happening?**

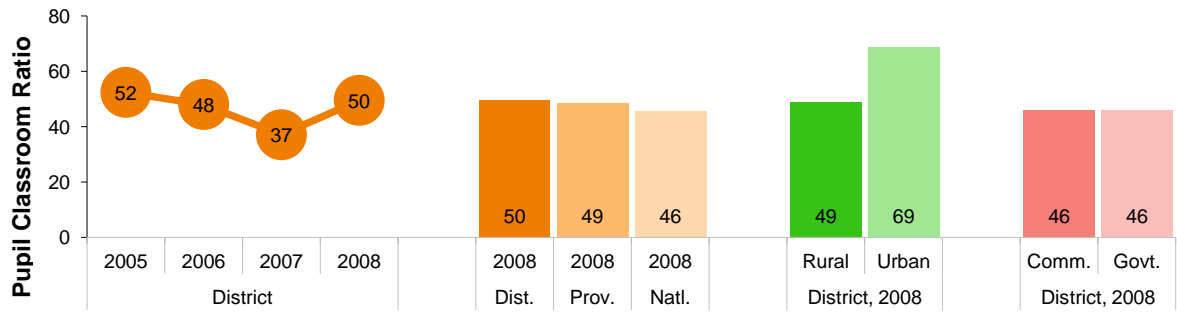
**What action is required?**

#### The pupil book ratio in Chongwe:

Is 0.3 pupils higher than the national average.  
 Is 1.9 pupils higher than the goal of 1.  
 Is 4.1 pupils lower in rural schools.  
 Is 1 pupils higher in community schools.

**Indic. 16**

**Are there enough classrooms for basic school pupils?**



**What is observed and why is it happening?**

The **Basic Pupil Classroom Ratio** is the average number of basic pupils for each classroom. A higher **Pupil Classroom Ratio** means a larger number of pupils in each classroom. In schools that practice multiple shifting, the pupil-classroom ratio is not the same as the pupil class ratio.

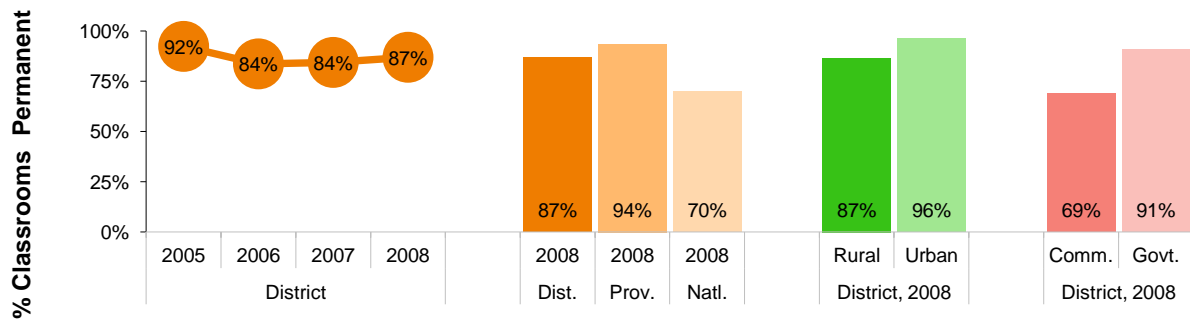
**What action is required?**

**The number of pupils sharing each classroom in Chongwe:**

- Is 4 pupils above the national average.
- Is 30 pupils above the goal of 20.
- 20 pupils better in rural schools than in urban schools.
- similar by school type.

**Indic. 17**

**Are basic school classrooms in permanent condition?**



**What is observed and why is it happening?**

The **Percentage of Classrooms in Permanent Condition** is the percentage of classrooms that are reported to be permanent rather than temporary or incomplete.

**What action is required?**

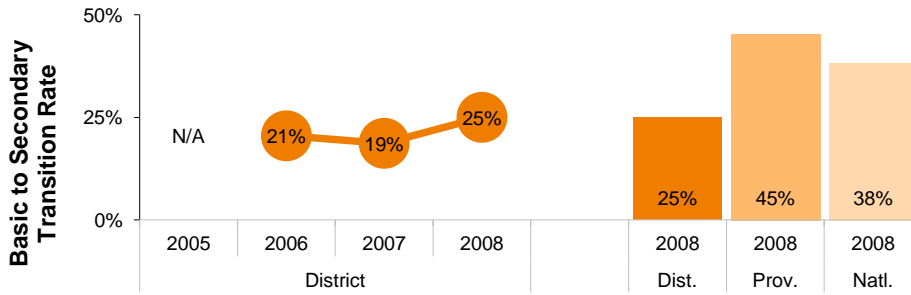
**The Percentage of classrooms in permanent condition in Chongwe:**

- Is 0 percentage points above the national average
- Is 13 percentage points below the goal of 100%
- 10 percentage points lower for rural schools.
- 22 percentage points lower for community

Issue #5: Overview of secondary schools in Chongwe

Indic. 18

Are students reaching secondary school?



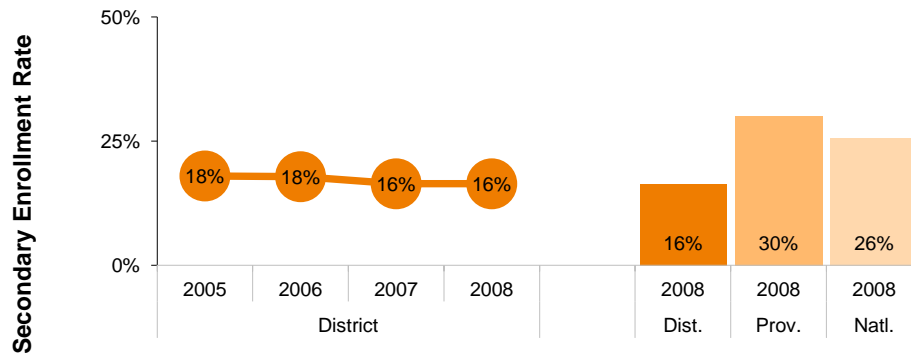
The **Basic to Secondary Transition Rate** is the percentage of students in the last grade of basic school (grade 9) who reach the first grade of secondary (grade 10). A higher rate means more pupils are being promoted to secondary.

What is observed and why is it happening?

What action is required?

Indic. 19

Are all secondary aged children enrolled in secondary school?



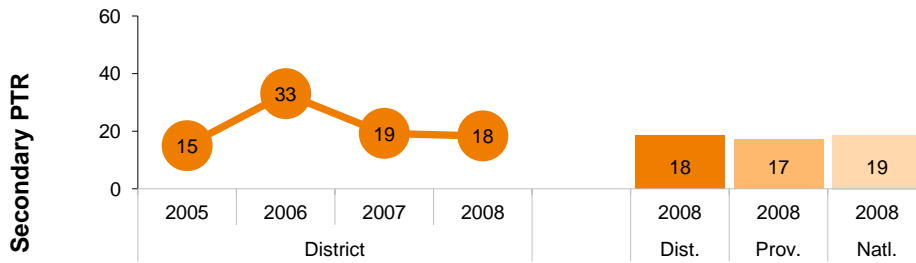
The **Secondary Net Enrollment Rate** is the percentage of secondary-aged children who are enrolled in secondary school. A higher **Secondary NER** means more children are attending school at the correct age.

What is observed and why is it happening?

What action is required?

**Indic. 20**

**Are there enough secondary school teachers?**



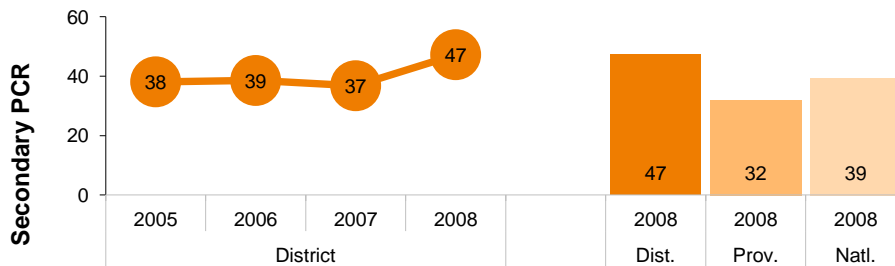
The **Secondary Pupil Teacher Ratio** is the average number of secondary pupils for each secondary teacher. A higher **Secondary PTR** means that each teacher is responsible for more pupils.

**What is observed and why is it happening?**

**What action is required?**

**Indic. 21**

**Are there enough secondary school classrooms?**



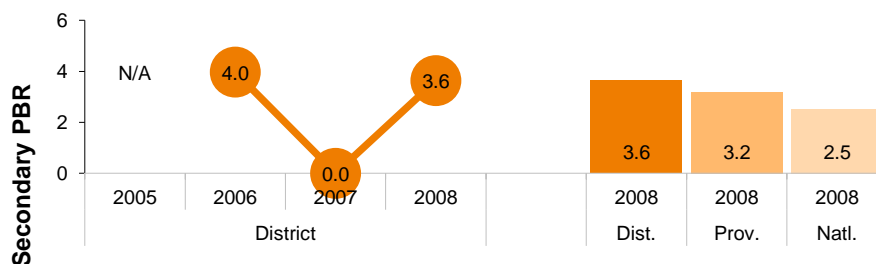
The **Secondary Pupil Classroom Ratio** is the average number of secondary pupils for each classroom. A higher **Pupil Classroom Ratio** means a larger number of pupils in each classroom.

**What is observed and why is it happening?**

**What action is required?**

**Indic. 22**

**Are there enough secondary school math books?**



The **Secondary Pupil-Book Ratio** is the number of primary pupils for each book. A higher **Secondary BPR** means more pupils share each book. This graph gives the BPR for Math books, but ratios for the other subjects are equally important.

**What is observed and why is it happening?**

**What action is required?**