

Democratic Republic of Congo

Out of School Children of the Population Ages 7-14

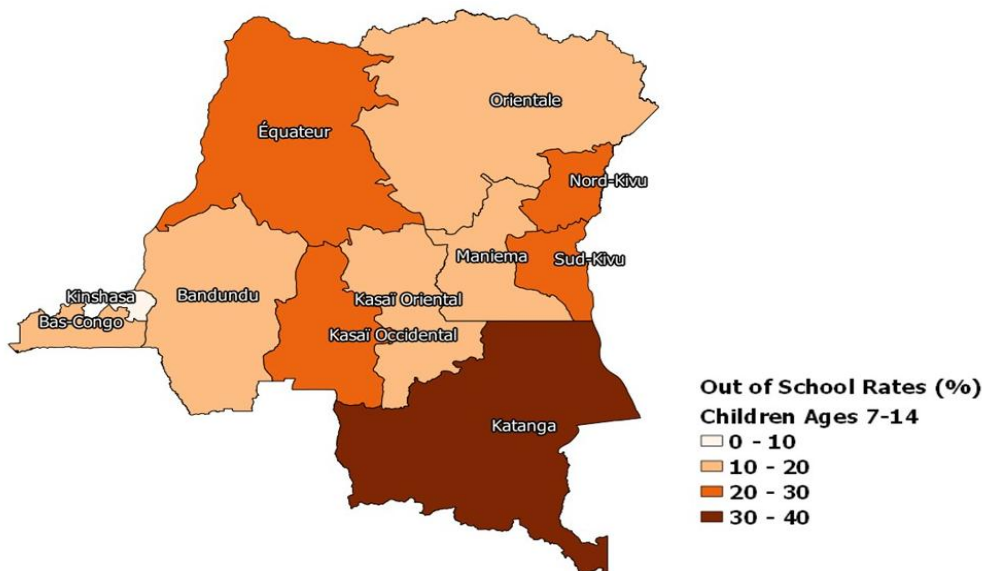
Number Out of School
2,873,000

Percent Out of School
20%

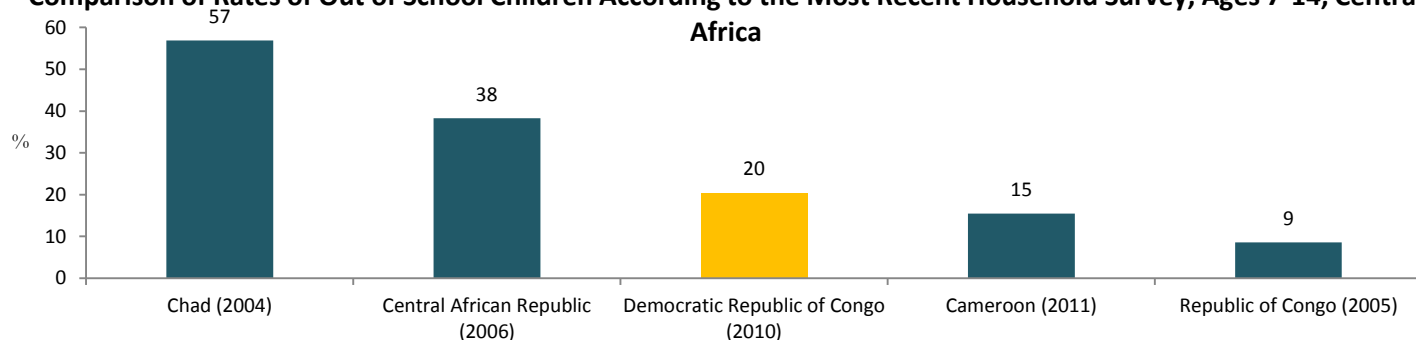
Source: Multiple Indicator Cluster Survey (MICS) 2010

Comparison of Rates of Out of School Children Ages 7-14 across Democratic Republic of Congo

Exact estimated rates and 95% confidence intervals for estimates are provided later in the profile.



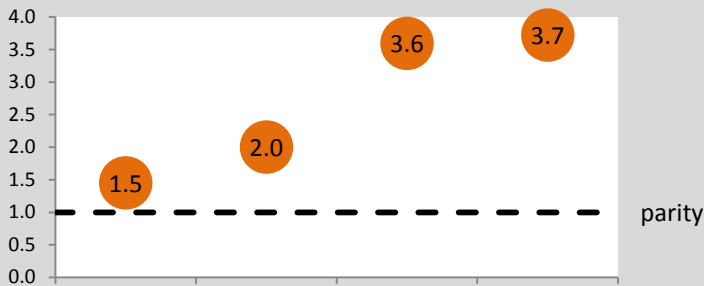
Comparison of Rates of Out of School Children According to the Most Recent Household Survey, Ages 7-14, Central Africa



The Structure of the Education System in Democratic Republic of Congo

By national classifications, Democratic Republic of Congo has a 6-6 formal education structure with an official primary school entry age of 6. In principle, public education is free and primary school is compulsory. Students sit for the test de fin d'études primaires (TENAFEP) at the end of grade 6, and l'examen d'état at the end of secondary school. (UNESCO IBE, World Data on Education. Revised 11/2010).

Parity Indices



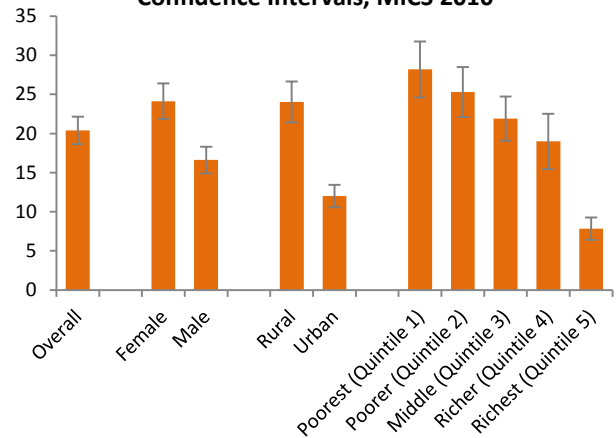
- Parity indices provide information about the greatest sources of inequality in a population. The graph at left provides ratios of different estimates of children aged 7-14 who are out of school. It shows, for example, that the out of school rate in rural areas is 2 times higher than that in urban areas.

- For Democratic Republic of Congo, the greatest disparity in out of school rates is between children from provinces with the highest and lowest school participation rates. Children from the worst performing province are 3.7 times as likely to be out of school as children from the best.

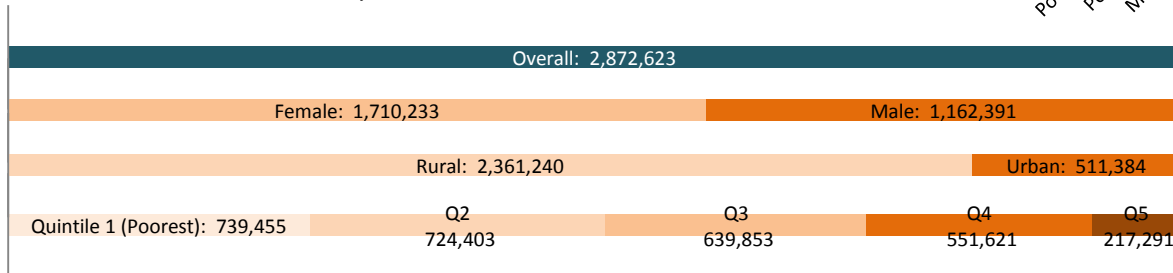
Out of School Children by Individual and Household Characteristics

- More girls (24% or 1,710,233) are out of school than boys (16.6% or 1,162,391) in Democratic Republic of Congo.
- Out of school rates for children from rural areas (24%) are higher than those for children from urban areas (12%). In terms of absolute numbers, there are more children out of school in rural areas (2,361,240) than in urban areas (511,384).
- Out of school rates are highest for children in the poorest wealth quintile (28%).

Rates of Out of School Children (%), with 95% Confidence Intervals, MICS 2010



Numbers of Out of School Children, MICS 2010



About Data Sources

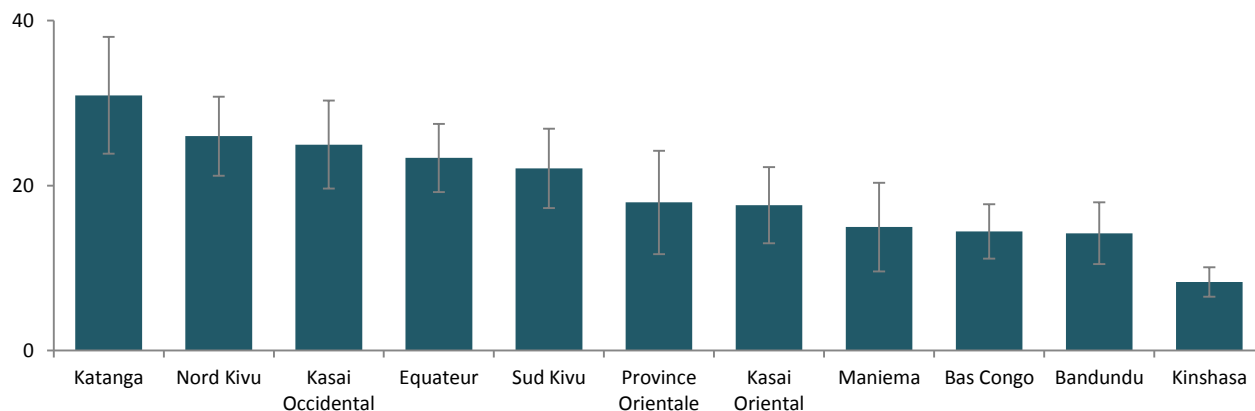
All out of school estimates presented in this profile are EPDC extractions of MICS data. MICS Surveys are led by UNICEF and are conducted every several years. They collect information on health, education, and other topics for households and individuals residing in those households. The 2010 Democratic Republic of Congo MICS Survey is representative at the national and subnational level. For more information, please see <http://www.childinfo.org/mics.html>.

Estimates of out of school children from household surveys can be expected to differ from administrative estimates, such as those from the UNESCO Institute for Statistics and national government agencies, because of differences between these sources in data collection and estimation methods for measuring school participation. For more information on the differences between these data sources, please see www.epdc.org.

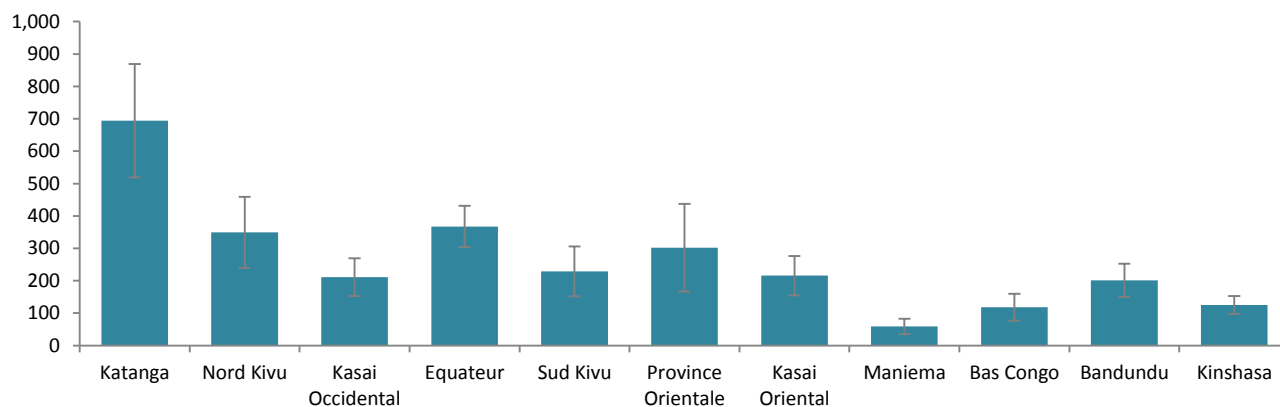
Out of School Children by Subnational Regions

- The subnational region with the highest percentage of children out of school is Katanga (31%). Kinshasa has the lowest rate of school non-participation (8%).
- The highest numbers of out of school children are located in Katanga (694,124). Maniema has the lowest numbers of out of school children (59,309).

Rates of Out of School Children by Subnational Region (%), with 95% Confidence Intervals, MICS 2010



Numbers of Out of School Children by Subnational Region (# in thousands), with 95% Confidence Intervals, MICS 2010



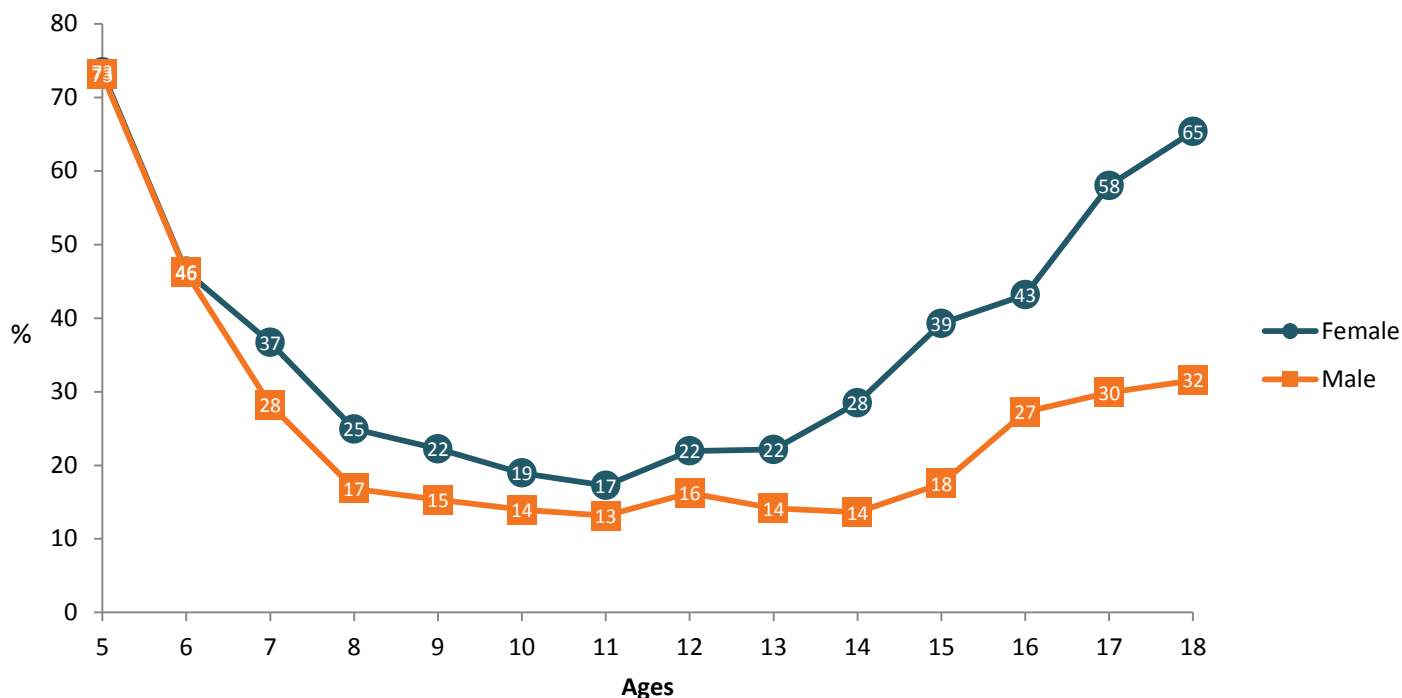
Why Ages 7-14?

EPDC presents data for ages 7-14. This age group captures the bulk of basic compulsory education in most countries, aids cross-national comparability of estimates, and conveys the normative international frameworks set by the Convention on the Rights of the Child and supported by the ILO Minimum Age Convention.

Out of School Rates by Age and Sex

- The official primary school entry age in Democratic Republic of Congo is age 6. At that age, 46% of girls and 46% of boys are out of school.
- At age 15, 39% of girls and 18% of boys are out of school.
- School participation is highest for girls at age 11 and for boys at age 11.

Out of School Rates, by Age and Sex



Summary of EPDC Methodology on Measuring Out of School Children

In this profile, EPDC presents estimates of the proportion and number of out of school children of the population ages 7-14 using household survey data. Along with relative and absolute estimates of out of school children, EPDC provides 95% confidence intervals for each estimate.

To create estimates of the proportion of out of school children for a particular school year, EPDC used birthdate information to identify children who were of a particular age range (7-14) on the month that the school year began. Children who had attended primary school or higher at any time during the school year were classified as 'in school;' Children who had not attended school at any time during the school year, or who had attended pre-school during that reference period were classified as 'out of school.' The proportion of children who are out of school is calculated as the number of children within the 7-14 age range who were classified as out of school divided by the number of children within the same age range.

To obtain the number of out of school children, the out-of-school rate is then applied to the estimated population of the same age range from the UN Population Division (EPDC obtained single-age population estimates to build the correct age range). UN Population Division figures are provided for mid-year each year, and EPDC uses the population figures from the year closest to the start of the school year in each country. Depending on a country's main academic calendar, the population figure may be from the year before the school participation year.

For more information on measurement of out of school children, please see the EPDC website at www.epdc.org.

EPDC Estimated Rates and Numbers of Out of School Children based on MICS 2010 Presented with 95% Confidence Intervals

| | Lower limit of 95% confidence interval | Estimated proportion of out of school children of the population ages 7-14 (%) | Upper limit of 95% confidence interval | Lower limit of 95% confidence interval | Estimated number of out of school children of the population ages 7-14 (#) | Upper limit of 95% confidence interval |
|------------------------|--|--|--|--|--|--|
| National | 19 | 20 | 22 | 2,583,293 | 2,872,623 | 3,161,954 |
| Sex | | | | | | |
| Female | 22 | 24 | 26 | 1,526,096 | 1,710,233 | 1,894,369 |
| Male | 15 | 17 | 18 | 1,028,423 | 1,162,391 | 1,296,358 |
| Area | | | | | | |
| Rural | 21 | 24 | 27 | 2,080,935 | 2,361,240 | 2,641,545 |
| Urban | 11 | 12 | 13 | 439,680 | 511,384 | 583,087 |
| Relative Wealth | | | | | | |
| Poorest Quintile | 25 | 28 | 32 | 628,176 | 739,455 | 850,734 |
| Poorer Quintile | 22 | 25 | 28 | 605,737 | 724,403 | 843,070 |
| Middle Quintile | 19 | 22 | 25 | 538,878 | 639,853 | 740,828 |
| Richer Quintile | 15 | 19 | 23 | 418,664 | 551,621 | 684,578 |
| Richest Quintile | 6 | 8 | 9 | 168,122 | 217,291 | 266,461 |
| Regions | | | | | | |
| Katanga | 24 | 31 | 38 | 518,993 | 694,124 | 869,255 |
| Nord Kivu | 21 | 26 | 31 | 240,124 | 349,752 | 459,380 |
| Kasai Occidental | 20 | 25 | 30 | 152,686 | 211,112 | 269,539 |
| Equateur | 19 | 23 | 27 | 303,483 | 367,557 | 431,631 |
| Sud Kivu | 17 | 22 | 27 | 151,884 | 228,814 | 305,744 |
| Province Orientale | 12 | 18 | 24 | 166,940 | 302,033 | 437,126 |
| Kasai Oriental | 13 | 18 | 22 | 155,244 | 215,850 | 276,455 |
| Maniema | 10 | 15 | 20 | 35,573 | 59,309 | 83,046 |
| Bas Congo | 11 | 14 | 18 | 76,639 | 117,945 | 159,252 |
| Bandundu | 10 | 14 | 18 | 149,573 | 200,927 | 252,281 |
| Kinshasa | 7 | 8 | 10 | 97,707 | 125,200 | 152,694 |