

Côte d'Ivoire

Number Out of School
1,440,000

Percent Out of School
39%

Out of School Children of the Population Ages 7-14

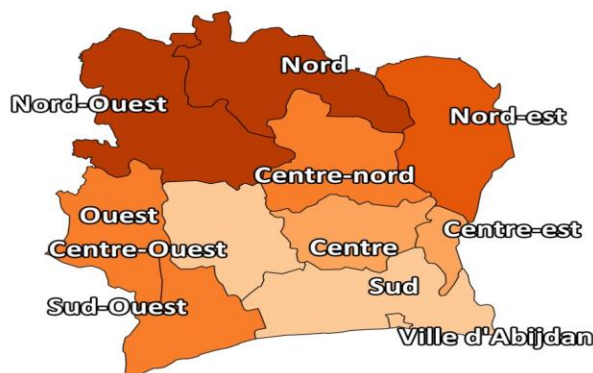
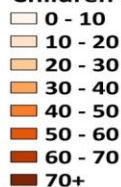
Source: Multiple Indicator Cluster Survey (MICS) 2006

Comparison of Rates of Out of School Children Ages 7-14 across Côte d'Ivoire

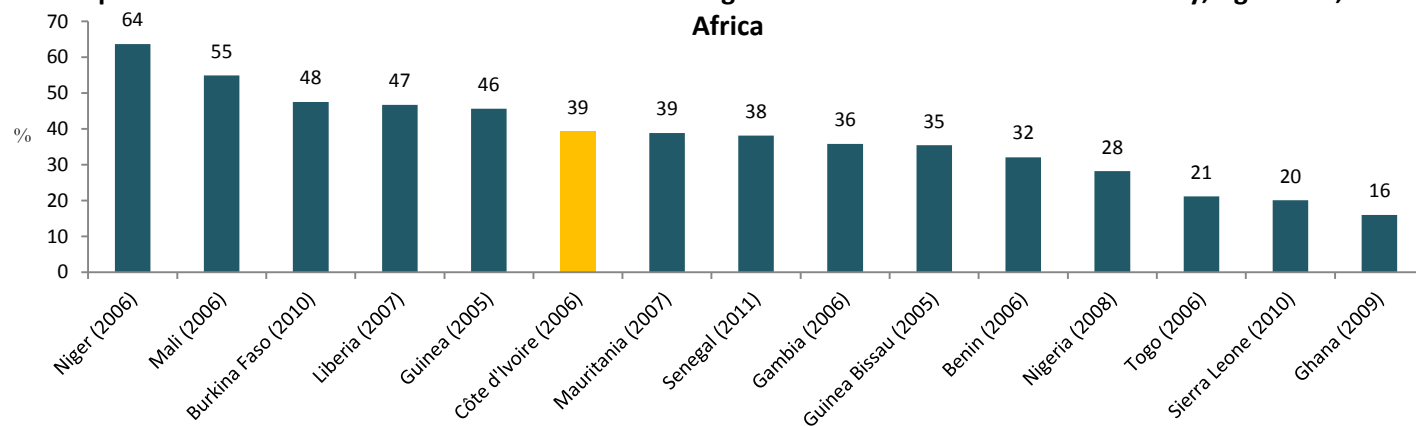
Exact estimated rates and 95% confidence intervals for estimates are provided later in the profile.

Out of School Rates (%)

Children Ages 7-14



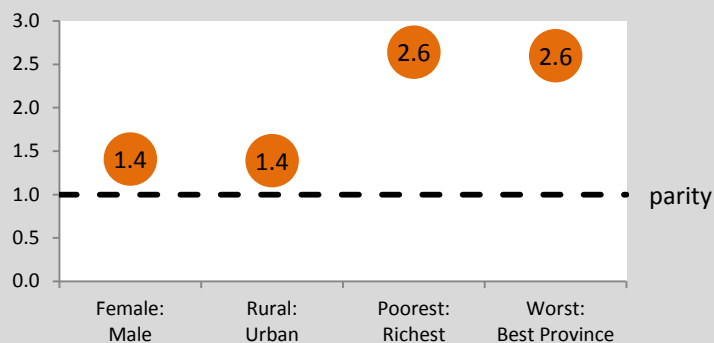
Comparison of Rates of Out of School Children According to the Most Recent Household Survey, Ages 7-14, West Africa



The Structure of the Education System in Côte d'Ivoire

The school structure in Cote D'Ivoire is a 6-4-3 system with a primary entry age of six. Primary school lasts six years followed by four years of lower secondary and three years of upper secondary (UNESCO Institute for Statistics Data Centre).

Parity Indices



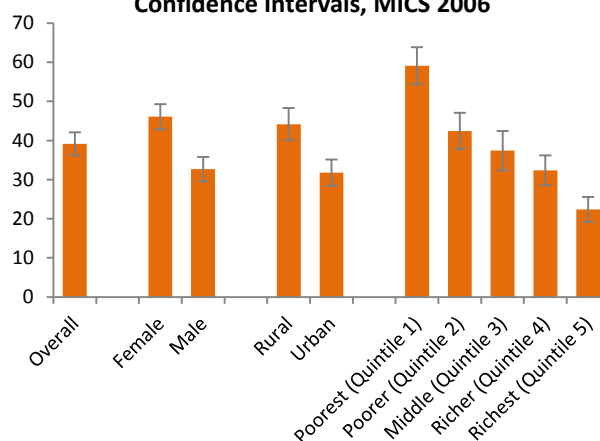
- Parity indices provide information about the greatest sources of inequality in a population. The graph at left provides ratios of different estimates of children aged 7-14 who are out of school. It shows, for example, that the out of school rate in rural areas is 1.4 times higher than that in urban areas.

- For Côte d'Ivoire, the greatest disparity in out of school rates is between children from the poorest and richest quintiles. Children from the poorest quintile are 2.6 times as likely to be out of school as children from the richest quintile.

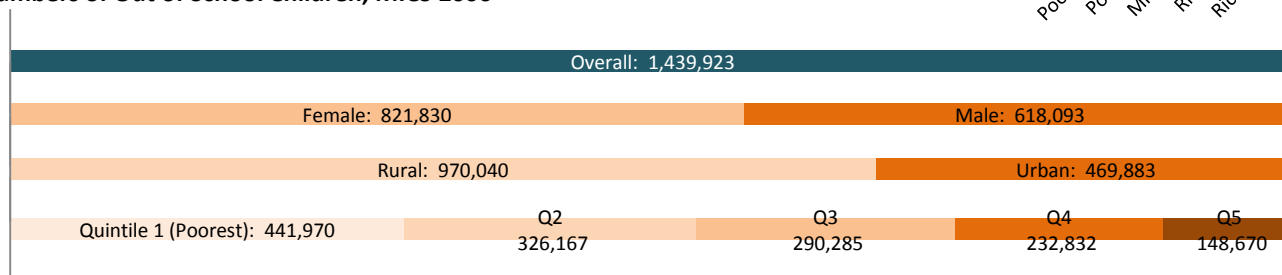
Out of School Children by Individual and Household Characteristics

- More girls (46% or 821,830) are out of school than boys (32.7% or 618,093) in Côte d'Ivoire.
- Out of school rates for children from rural areas (44%) are higher than those for children from urban areas (32%). In terms of absolute numbers, there are more children out of school in rural areas (970,040) than in urban areas (469,883).
- Out of school rates are highest for children in the poorest wealth quintile (59%).

Rates of Out of School Children (%), with 95% Confidence Intervals, MICS 2006



Numbers of Out of School Children, MICS 2006



About Data Sources

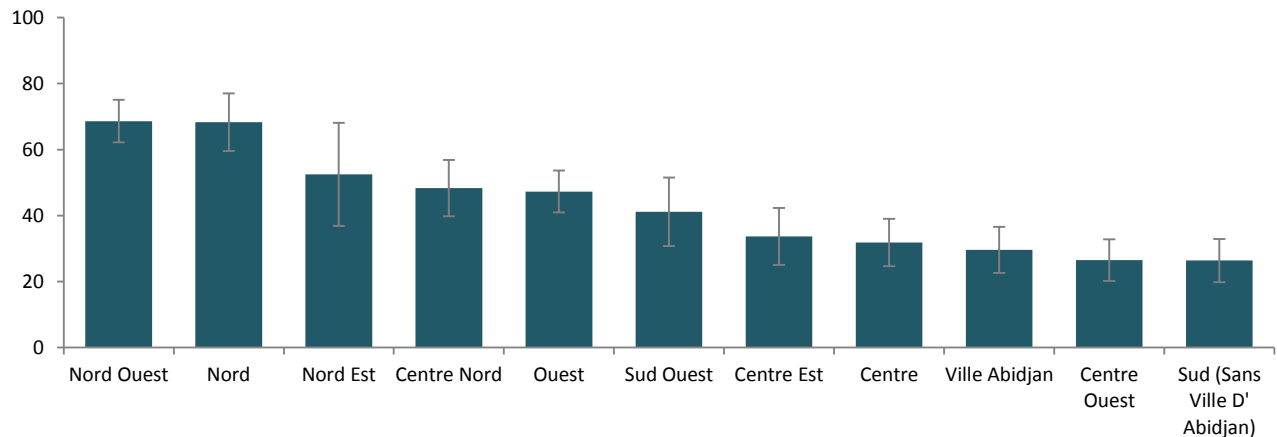
All out of school estimates presented in this profile are EPDC extractions of MICS data. MICS Surveys are led by UNICEF and are conducted every several years. They collect information on health, education, and other topics for households and individuals residing in those households. The 2006 Côte d'Ivoire MICS Survey is representative at the national and subnational level. For more information, please see <http://www.childinfo.org/mics.html>.

Estimates of out of school children from household surveys can be expected to differ from administrative estimates, such as those from the UNESCO Institute for Statistics and national government agencies, because of differences between these sources in data collection and estimation methods for measuring school participation. For more information on the differences between these data sources, please see www.epdc.org.

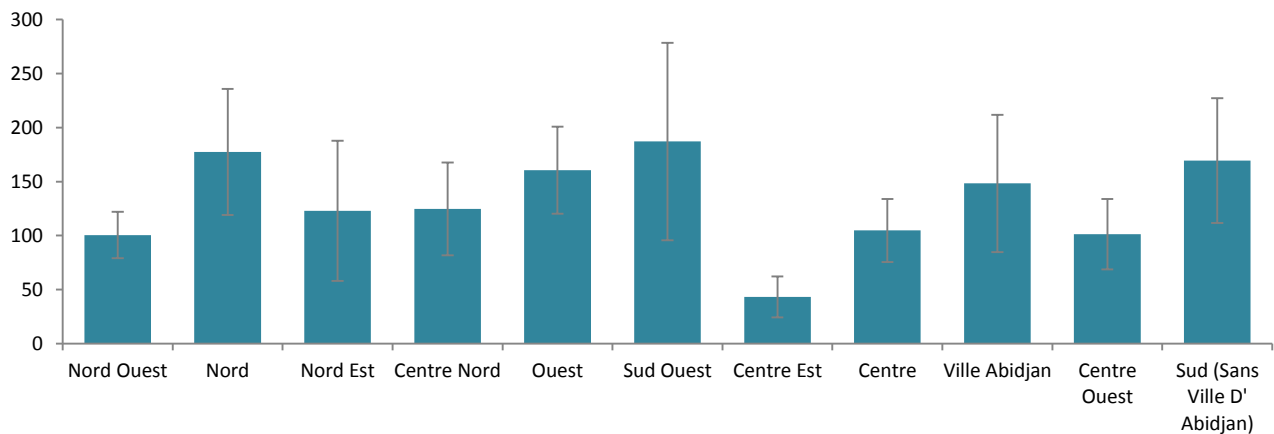
Out of School Children by Subnational Regions

- The subnational region with the highest percentage of children out of school is Nord Ouest (69%). Sud (Sans Ville D' Abidjan) has the lowest rate of school non-participation (26%).
- The highest numbers of out of school children are located in Sud Ouest (187,102). Centre Est has the lowest numbers of out of school children (43,131).

Rates of Out of School Children by Subnational Region (%), with 95% Confidence Intervals, MICS 2006



Numbers of Out of School Children by Subnational Region (# in thousands), with 95% Confidence Intervals, MICS 2006



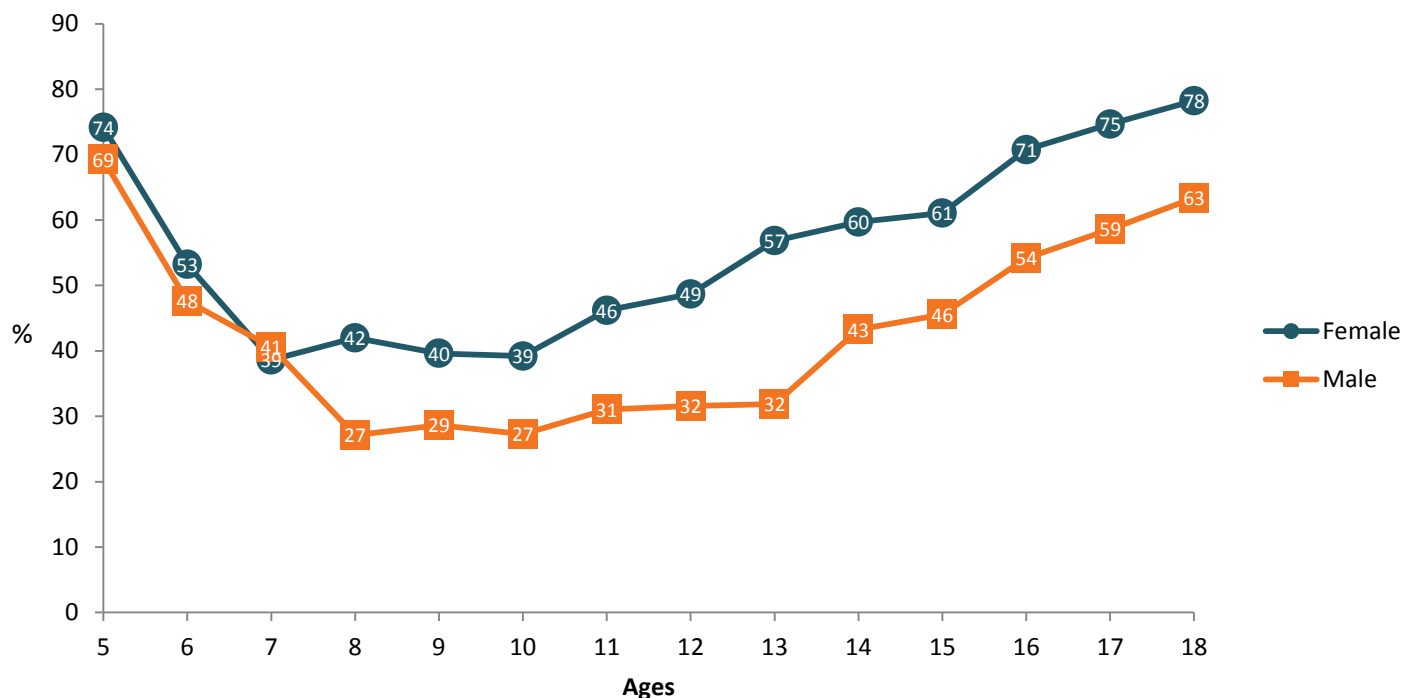
Why Ages 7-14?

EPDC presents data for ages 7-14. This age group captures the bulk of basic compulsory education in most countries, aids cross-national comparability of estimates, and conveys the normative international frameworks set by the Convention on the Rights of the Child and supported by the ILO Minimum Age Convention.

Out of School Rates by Age and Sex

- The official primary school entry age in Côte d'Ivoire is age 6. At that age, 53% of girls and 48% of boys are out of school.
- At age 15, 61% of girls and 46% of boys are out of school.
- School participation is highest for girls at age 7 and for boys at age 8.

Out of School Rates, by Age and Sex



Summary of EPDC Methodology on Measuring Out of School Children

In this profile, EPDC presents estimates of the proportion and number of out of school children of the population ages 7-14 using household survey data. Along with relative and absolute estimates of out of school children, EPDC provides 95% confidence intervals for each estimate.

To create estimates of the proportion of out of school children for a particular school year, EPDC used birthdate information to identify children who were of a particular age range (7-14) on the month that the school year began. Children who had attended primary school or higher at any time during the school year were classified as 'in school;' Children who had not attended school at any time during the school year, or who had attended pre-school during that reference period were classified as 'out of school.' The proportion of children who are out of school is calculated as the number of children within the 7-14 age range who were classified as out of school divided by the number of children within the same age range.

To obtain the number of out of school children, the out-of-school rate is then applied to the estimated population of the same age range from the UN Population Division (EPDC obtained single-age population estimates to build the correct age range). UN Population Division figures are provided for mid-year each year, and EPDC uses the population figures from the year closest to the start of the school year in each country. Depending on a country's main academic calendar, the population figure may be from the year before the school participation year.

For more information on measurement of out of school children, please see the EPDC website at www.epdc.org.

EPDC Estimated Rates and Numbers of Out of School Children based on MICS 2006 Presented with 95% Confidence Intervals

	Lower limit of 95% confidence interval	Estimated proportion of out of school children of the population ages 7-14 (%)	Upper limit of 95% confidence interval	Lower limit of 95% confidence interval	Estimated number of out of school children of the population ages 7-14 (#)	Upper limit of 95% confidence interval
National	36	39	42	1,267,964	1,439,923	1,611,881
Sex						
Female	43	46	49	723,788	821,830	919,871
Male	30	33	36	535,187	618,093	700,999
Area						
Rural	40	44	48	819,743	970,040	1,120,337
Urban	28	32	35	386,333	469,883	553,433
Relative Wealth						
Poorest Quintile	54	59	64	345,907	441,970	538,032
Poorer Quintile	38	42	47	265,425	326,167	386,908
Middle Quintile	32	37	42	236,861	290,285	343,708
Richer Quintile	29	32	36	184,806	232,832	280,859
Richest Quintile	19	22	26	109,960	148,670	187,380
Regions						
Nord Ouest	62	69	75	78,914	100,501	122,088
Nord	60	68	77	119,097	177,454	235,812
Nord Est	37	52	68	58,136	122,968	187,800
Centre Nord	40	48	57	81,678	124,639	167,600
Ouest	41	47	54	120,247	160,496	200,744
Sud Ouest	31	41	52	95,608	187,102	278,596
Centre Est	25	34	42	24,186	43,131	62,075
Centre	25	32	39	75,461	104,690	133,919
Ville Abidjan	23	30	37	84,808	148,244	211,681
Centre Ouest	20	27	33	68,557	101,257	133,957
Sud (Sans Ville D' Abidjan)	20	26	33	111,549	169,442	227,334