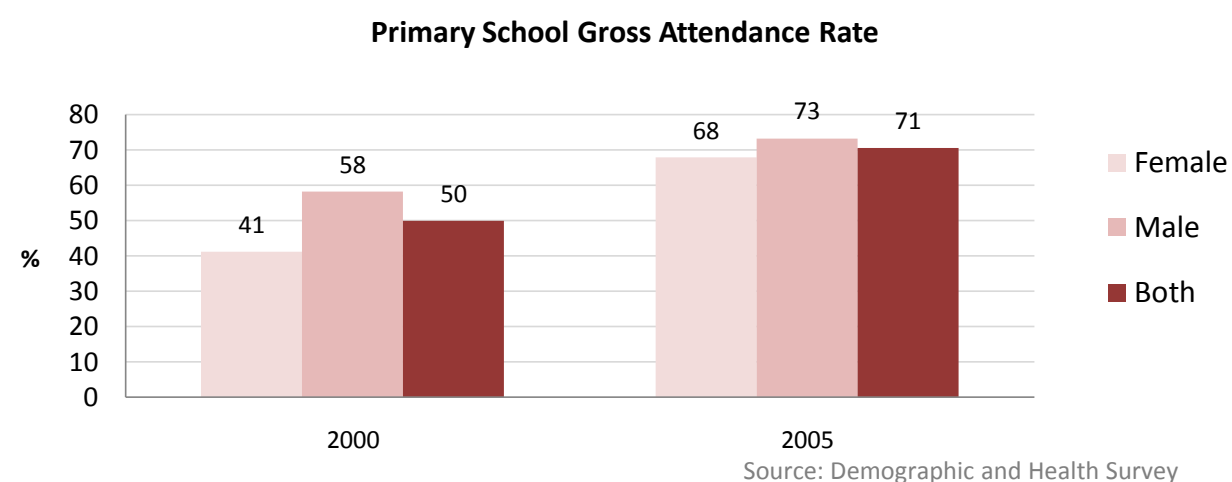
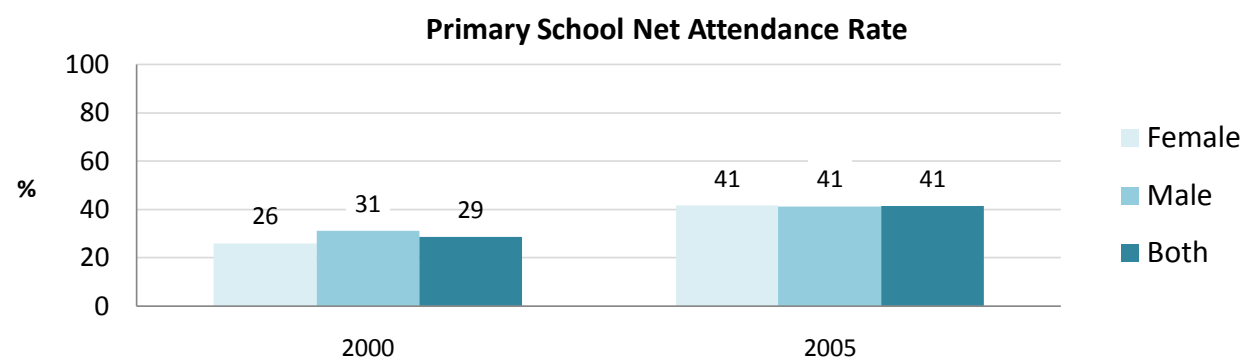


## Primary School Net and Gross Attendance Rates, Ethiopia

Less than a half of school age children in Ethiopia attends primary school. Boys are no more likely to attend than girls.

- 41% of children ages 7-12 attend primary school.
- 41% of boys ages 7-12 attend school, compared to 41% of girls.
- There has not been much progress in primary school attendance in Ethiopia in 5 years, with net attendance rates increasing from 29% in 2000 to only 41% in 2005.

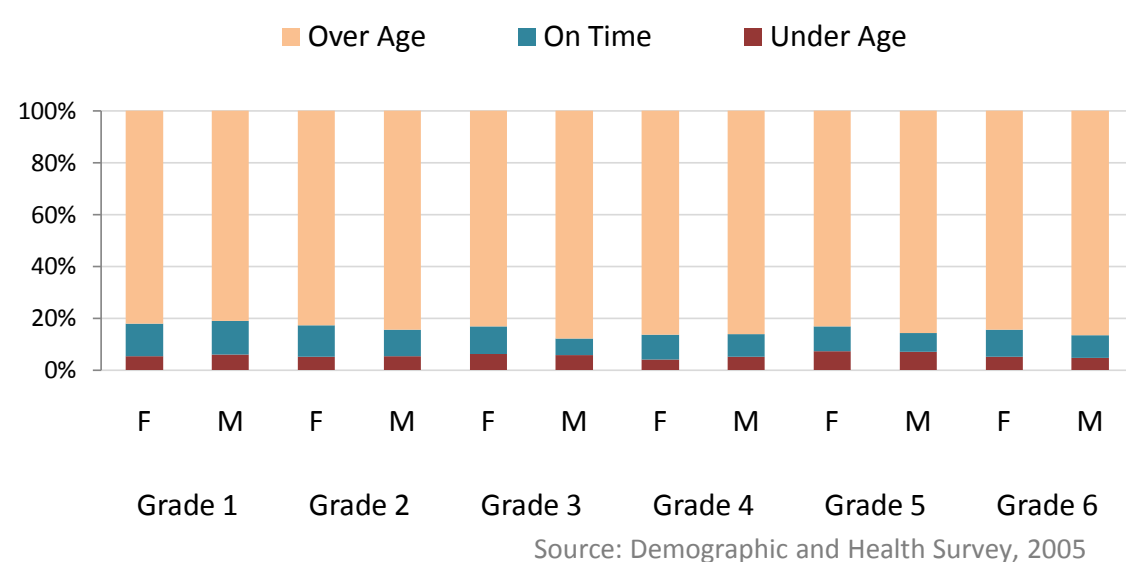


Many children attending primary school are outside of the official age range. This is reflected in the difference between net and gross attendance rates. This can have tremendous impact on the educational infrastructure, the experience in the classroom, and educational planning.

The net attendance ratio (NAR) is the percentage of the official primary school-age population that attends primary school. The gross attendance ratio (GAR) is the total number of students attending primary school - regardless of age - expressed as a percentage of the official primary school-age population.

## Over-Age, Under-Age, and On-Time Students in Primary School, Ethiopia

Only about 11% of primary school students are in the appropriate grade for their age; the on-time proportion declines in the higher grades.



- 85% of the male primary school students and 83% of the female students are over-age.
- The percentage of males who are over-age ranges from 81% to 88%. The percentage for females ranges from 82% to 86%.
- About 6% of primary school students are younger than the official age for the grade that they are attending.

### The Implications of Over-Age/Under-Age Students

*For the system:* Both late entry into primary school and grade repetition can cause children to be over-age for their grade. High repetition rates indicate inefficiency in the education system.

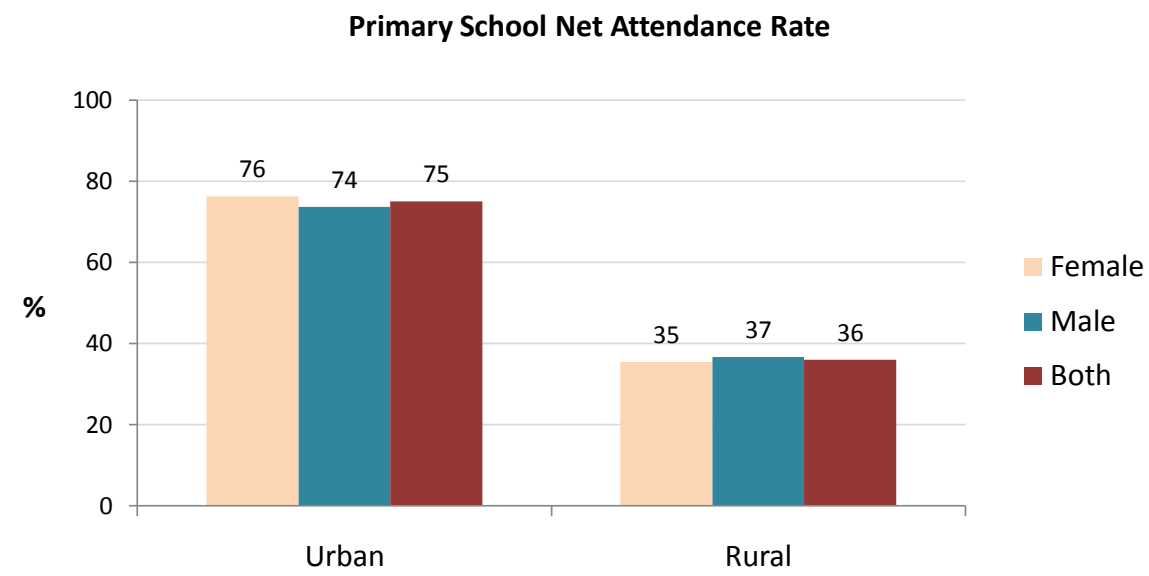
*In the classroom:* Large numbers of over-age students present a challenge for teachers who must teach a more diverse group with differing levels of maturity and school preparedness.

Students are considered to be on time if they are at the official age for the grade; over age if they are one or more years older; and under age if they are one or more years younger.

## Primary School Net Attendance Rate in Urban and Rural Areas, Ethiopia

Children in urban areas are twice as likely to attend school than children in rural areas.

- In urban areas, 75% of children of primary school age attend school, compared to 36% in rural areas.



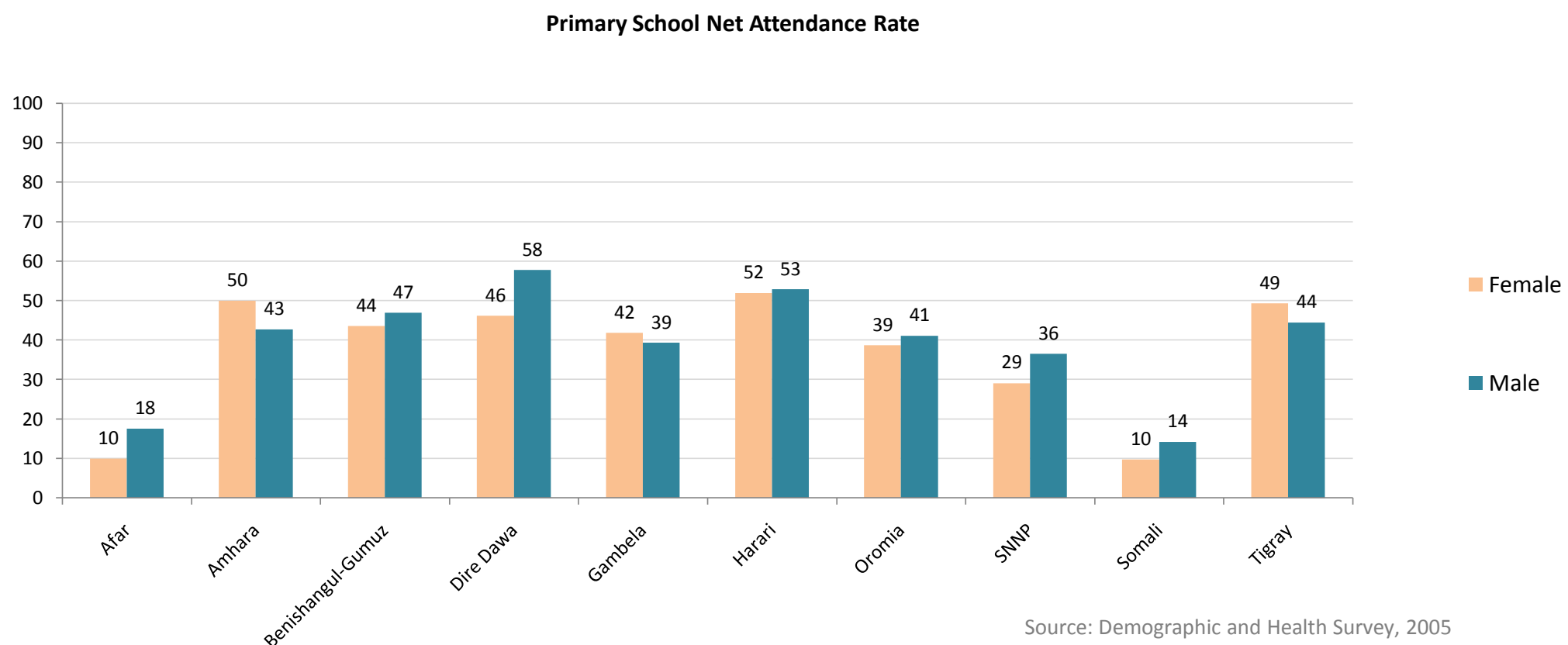
Source: Demographic and Health Survey, 2005

- No significant gender disparity can be observed in either urban or rural areas.

## Primary School Net Attendance Rate by Region, Ethiopia

There are large regional disparities in primary school attendance in Ethiopia.

- Primary net attendance is highest in the Harari region (52%); attendance is lowest in the Somali region (12%).
- Gender disparity is lowest in the Harari region and highest in the Dire Dawa region.
- In 8 of the 10 regions, less than a half of primary school age children attends school.

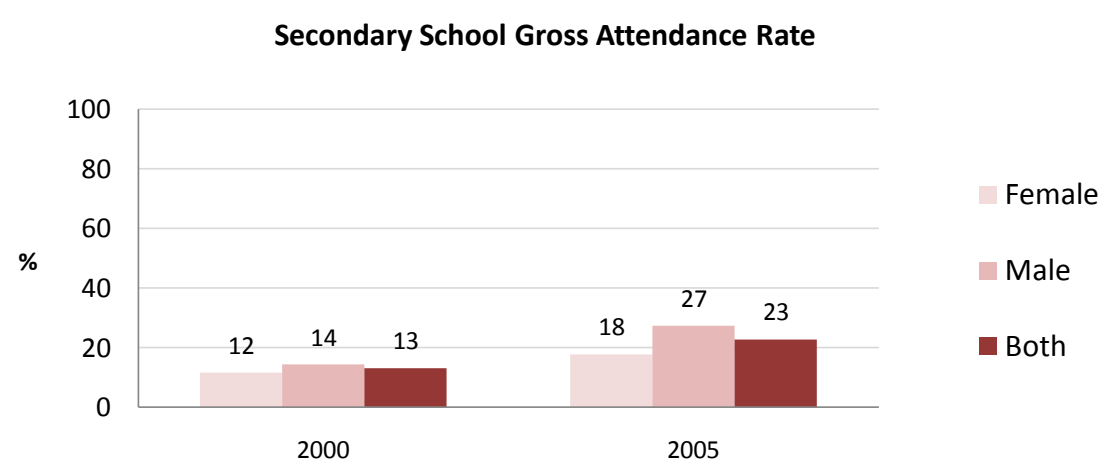
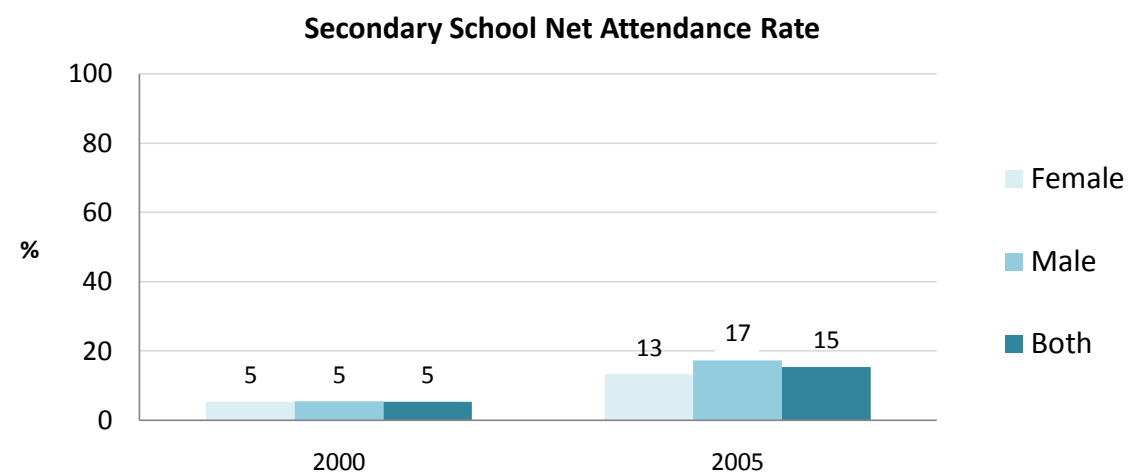


Source: Demographic and Health Survey, 2005

## Secondary School Net and Gross Attendance Rates, Ethiopia

Only 15% of secondary school age youth attend school. The gender disparity in attendance is slightly higher in secondary school than at the primary school level.

- 15% of youth ages 13-18 attend secondary school.
- 17% of males ages 13-18 attend school, compared to 13% of females.
- Students over or under the official secondary school age range make up 8% of the secondary school age population.
- Secondary school gross attendance rates slowly increased in 5 years from 13% in 2000 to 23% in 2005.

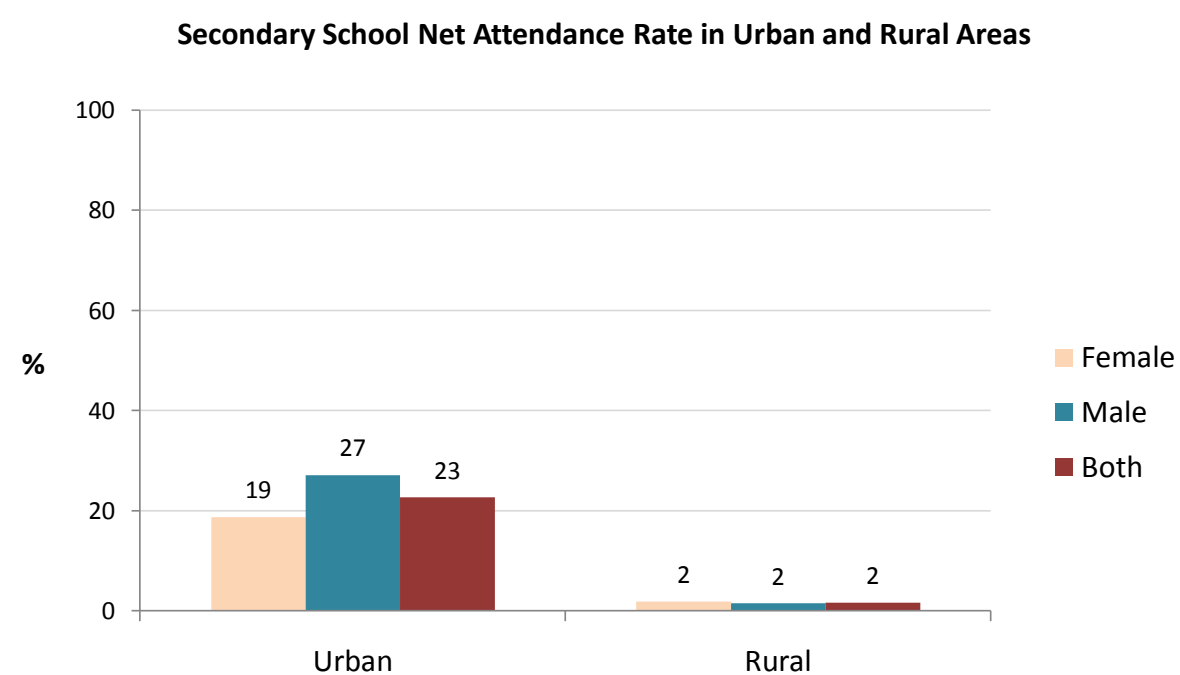


Source: Demographic and Health Survey

## Secondary School Net Attendance Rate in Urban and Rural Areas, Ethiopia

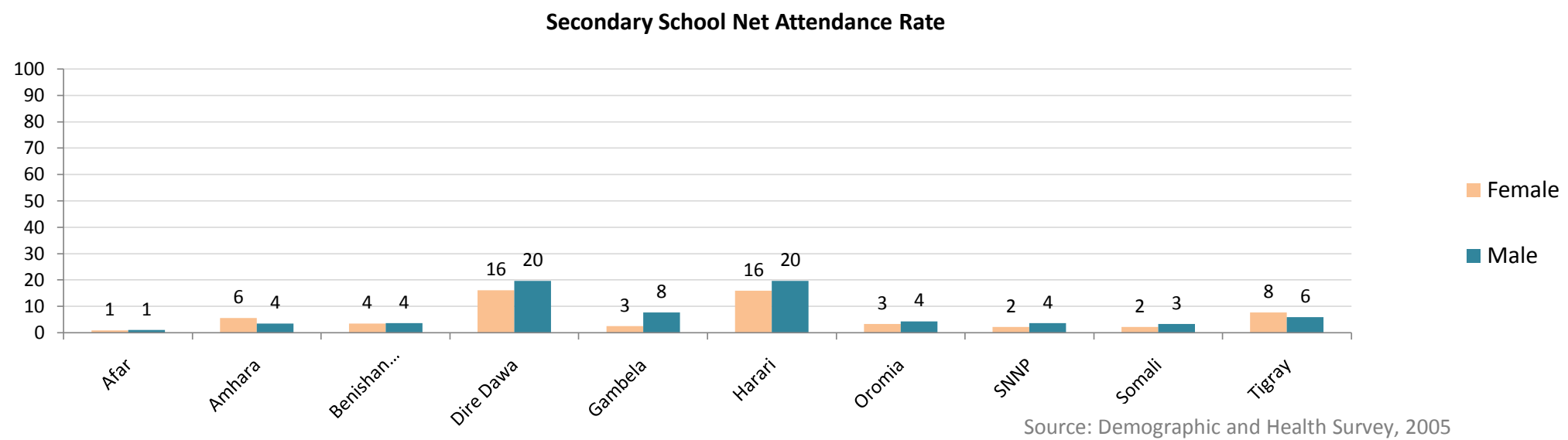
There are 10 times more secondary school students in urban areas as compared to rural areas.

- In urban areas, 23% of children of secondary school age attend school, compared to 2% in rural areas.
- Some gender disparity in favor of boys can be observed in urban areas.



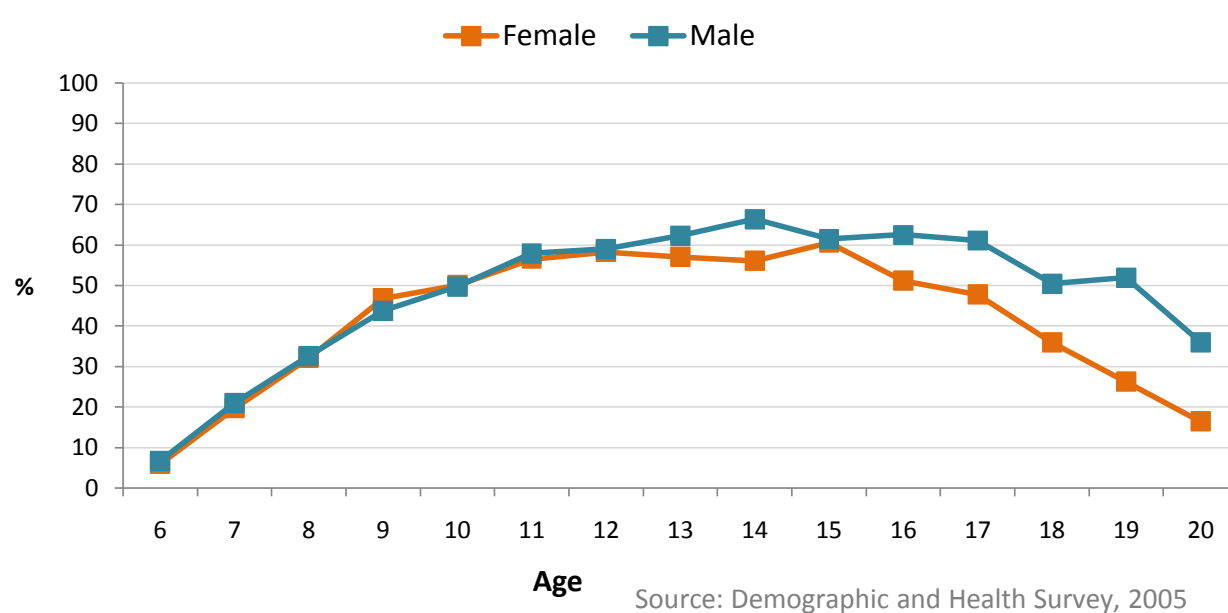
Source: Demographic and Health Survey, 2005

## Secondary School Net Attendance Rate by Region, Ethiopia



- Secondary net attendance is highest in the Dire Dawa region (18%); attendance is lowest in the Afar region (1%).
- Gender disparity is highest in the Gambela region and lowest in the Benishangul-Gumuz region.

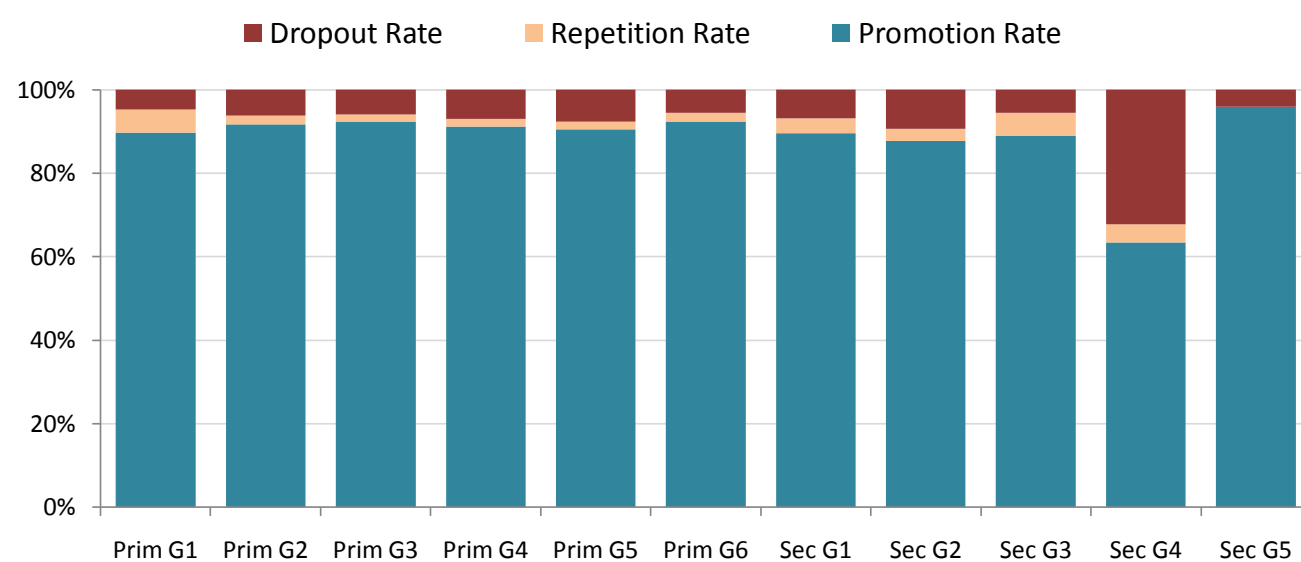
## School Attendance by Age and Sex, Ethiopia



- There are as many girls as boys attending school up to age 12, in older age groups the percentage of boys attending school tends to be higher than girls.
- For females, the highest attendance rate is at age 15 (61%), while for males the highest attendance rate is at age 14 (66%).

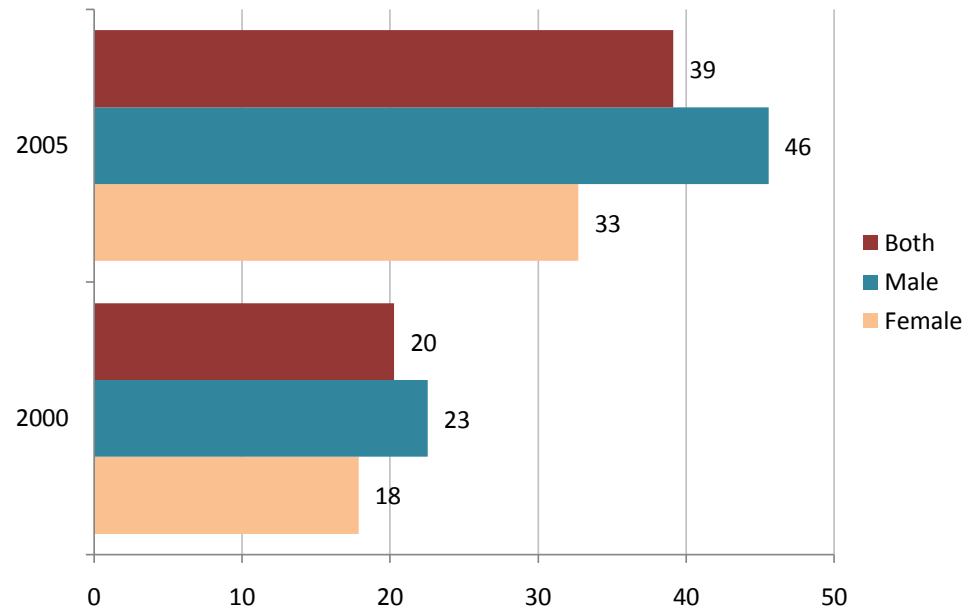
## Repetition, Dropout, and Promotion Rates by Grade, Ethiopia

- Repetition rate ranges from 0% in grade 5 of secondary school to 6% in grade 1 of primary school.
- Dropout rate is highest in grade 4 of secondary school (32%) and lowest in grade 5 of secondary school (4%).

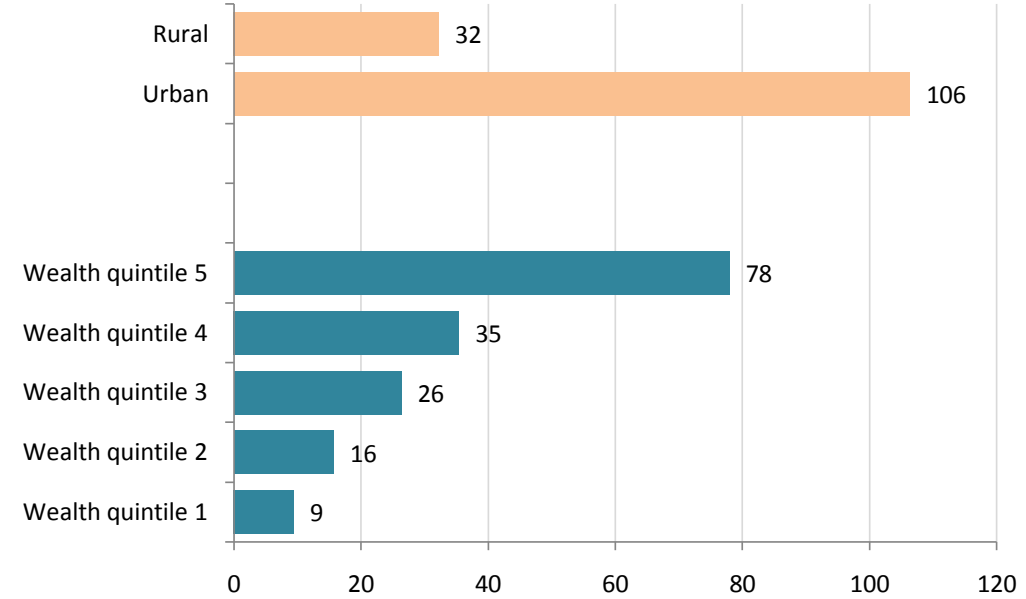


## Primary School Completion Rates, Ethiopia

- Primary school completion rate doubled in 5 years, from 20% in 2000 to 39% in 2005.
- The probability of completing primary school is much higher in urban than rural areas, and increases with the relative wealth of the student's household.



Source: Demographic and Health Survey



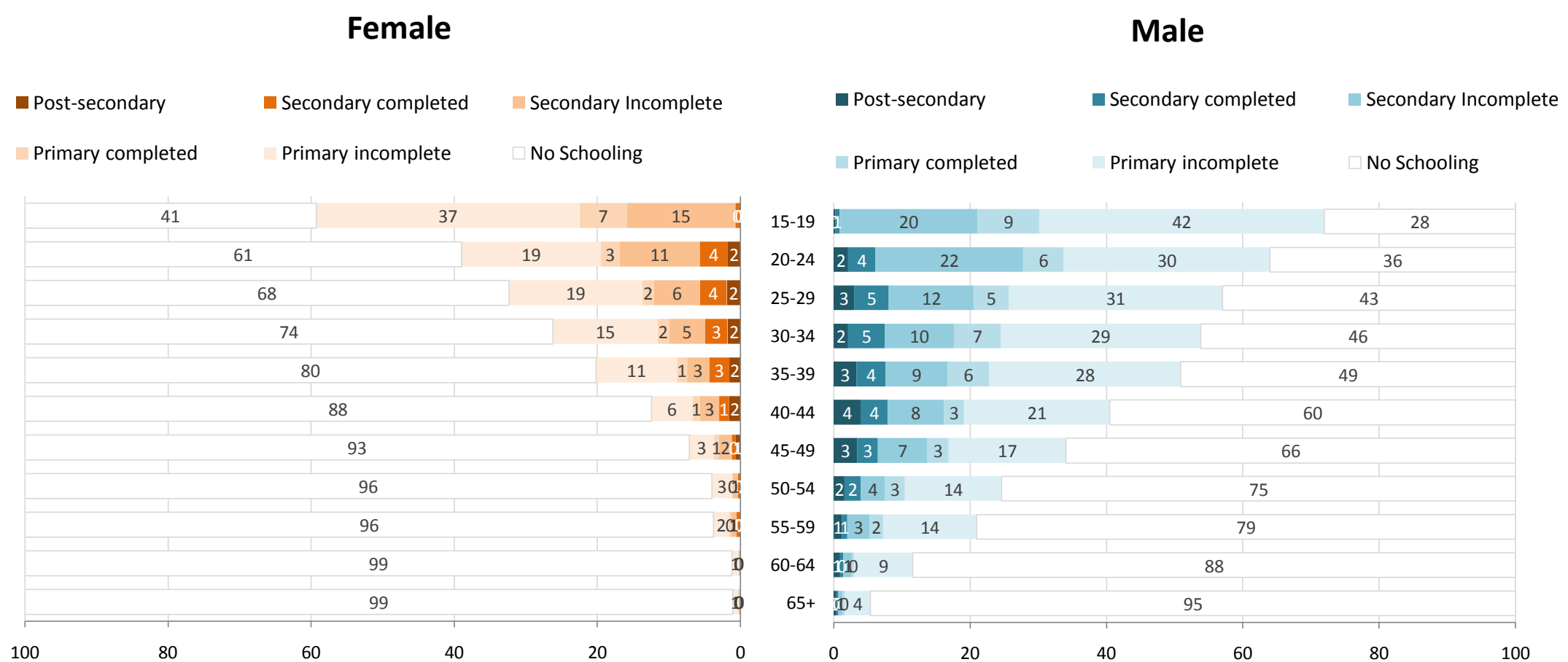
Source: Demographic and Health Survey, 2005

The primary school completion rate is the total number of students attending the last grade of primary school - regardless of age - expressed as a percentage of the official last grade of primary school-age population.

## Educational Attainment, Ethiopia

**Males are better educated than women across all age groups.**

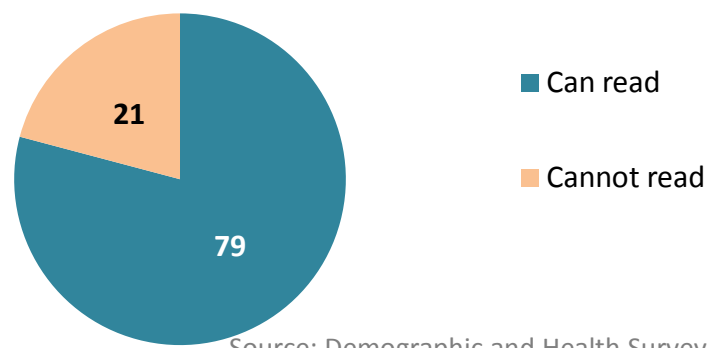
- Among the population aged 15 years old and above, 52% of men and 72% of women have no education.
- 28% of men and 41% of women who are 15-19 year old have never attended school.
- Only 2% of the population aged 15 years old and above have post-secondary education.



Source: Demographic and Health Survey, 2005

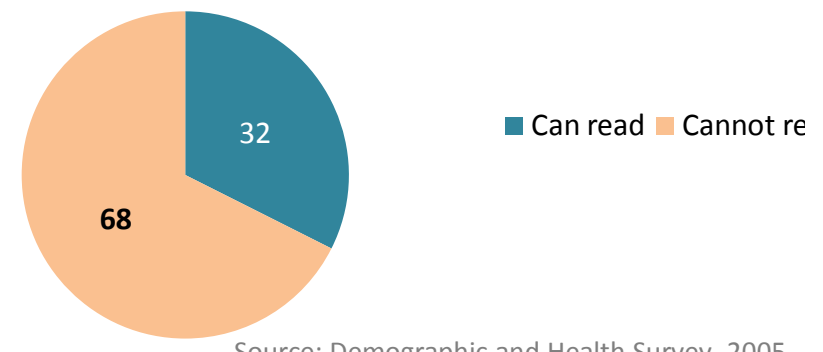
## Female Literacy Rates, Ethiopia

### Female Literacy Rate, Urban



Source: Demographic and Health Survey, 2005

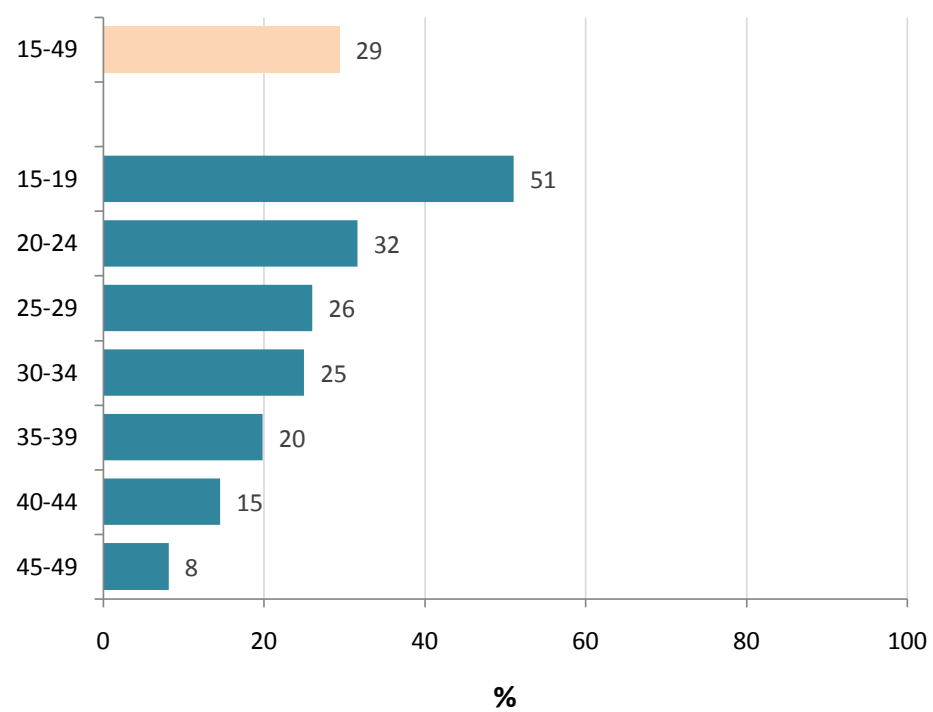
### Female Literacy Rate, Rural



Source: Demographic and Health Survey, 2005

- 79% of women age 15-24 in urban areas can read, compared to 32% in rural areas.
- The percentage of women who can read is 8% among women age 45-49 and 51% among women age 15-19.

### Female Literacy Rate by Age



Source: Demographic and Health Survey, 2005