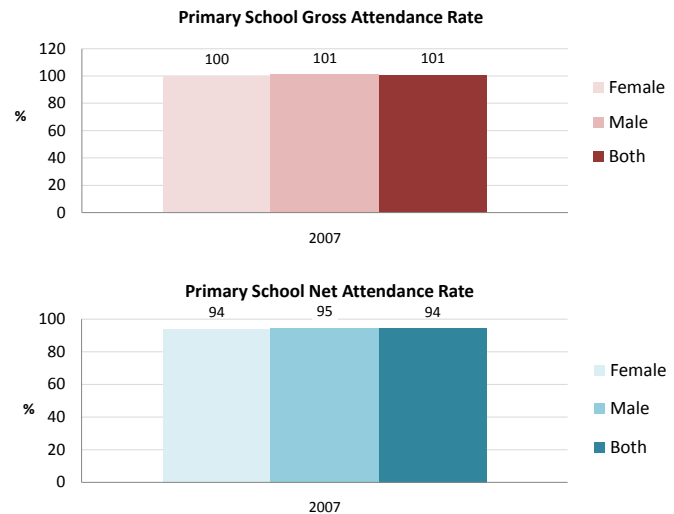


Primary School Net and Gross Attendance Rates, Jordan

Almost every primary school age child in Jordan attends school on time in 2007.

- 94% of children in primary school age 6-15 attend primary school at the appropriate age with 95% for male and 94% for female.
- Students over or under the official primary school age range make up 6% of the primary school age population.
- There is no significant gender disparity observed in primary school attendance.



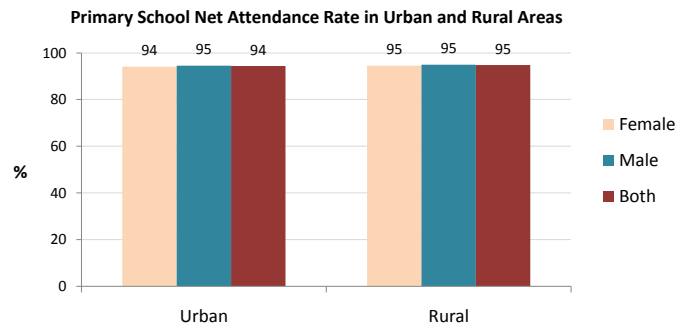
Source: Demographic and Health Survey

The net attendance ratio (NAR) is the percentage of the official primary school-age population that attends primary school. The gross attendance ratio (GAR) is the total number of students attending primary school - regardless of age - expressed as a percentage of the official primary school-age population. The primary NAR does not capture those students who have completed primary school and advanced to secondary school at an earlier age than the official age.

Primary School Net Attendance Rate in Urban and Rural Areas, Jordan

Children in rural areas are as likely to attend school as children in urban areas.

- In urban areas, 94% of children of primary school age attend school, compared to 95% in rural areas.
- No significant gender disparity is observed in either urban or rural area.

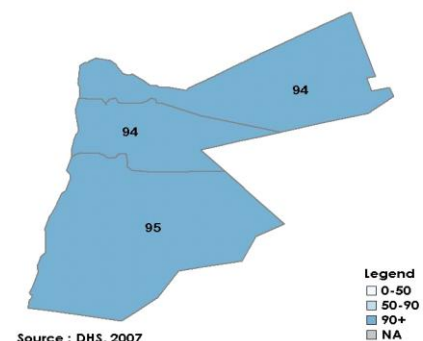
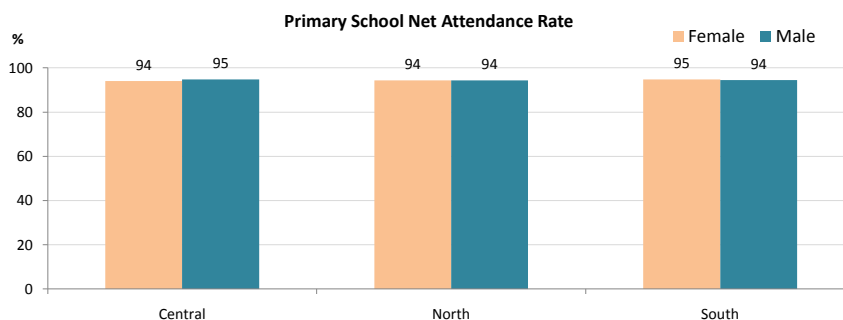


Source: Demographic and Health Survey 2007

Primary School Net Attendance Rate by Region, Jordan

There is virtually no regional disparity in primary school attendance in Jordan.

- Primary net attendance is highest in the South region (95%); attendance is lowest in the North region (94%).
- In all regions, approximately 5% of school age children do not attend primary school at the appropriate age.
- Gender disparity is lowest in the North region and highest in the Central region.



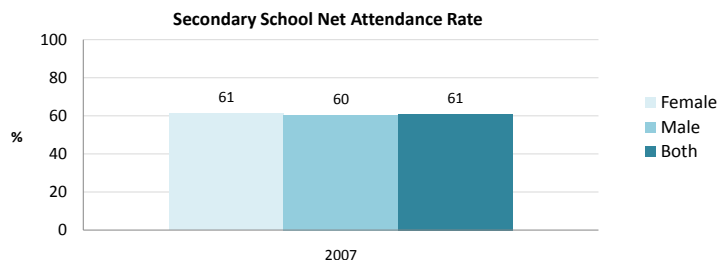
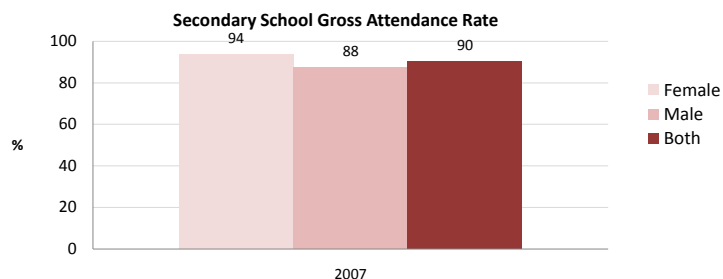
Source: Demographic and Health Survey 2007

Source: DHS, 2007

Secondary School Net and Gross Attendance Rates, Jordan

Ninety percent of youth attend secondary school at some time and less than two-thirds attend on time in Jordan in 2007.

- 61% of youth in secondary school age 16-18 attend secondary school at the appropriate age with 60% for males and 61% for females.
- Students over or under the official secondary school age range make up 30% of the secondary school age population.
- The secondary school attendance rate is slightly higher for females than for males.

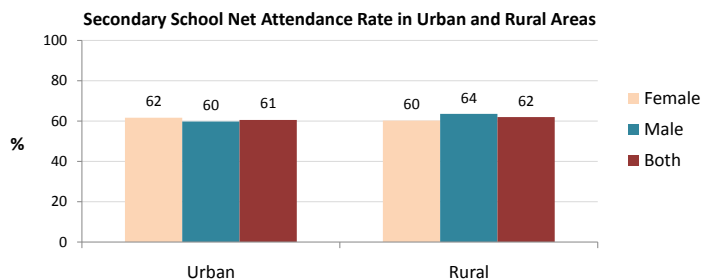


Source: Demographic and Health Survey

Secondary School Net Attendance Rate in Urban and Rural Areas, Jordan

There are equally as many youth attending secondary school in urban and rural areas.

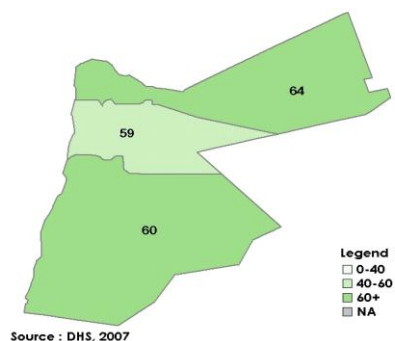
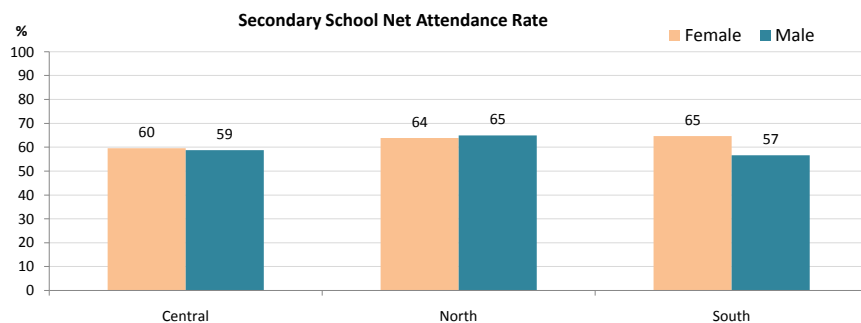
- In urban areas, 61% of children of secondary school age attend school, compared to 62% in rural areas.
- There is slightly more girls attending school in urban areas and more boys in rural areas.



Source: Demographic and Health Survey 2007

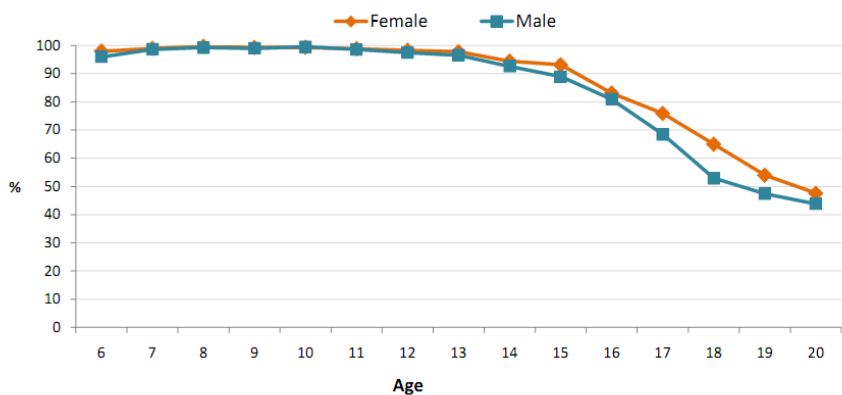
Secondary School Net Attendance Rate by Region, Jordan

- Secondary net attendance is highest in the North region (64%); attendance is lowest in the Central region (59%).
- Gender disparity is highest in the South region and lowest in the Central region.



Source: Demographic and Health Survey 2007

School Attendance by Age and Sex, Jordan



Source: Demographic and Health Survey 2007

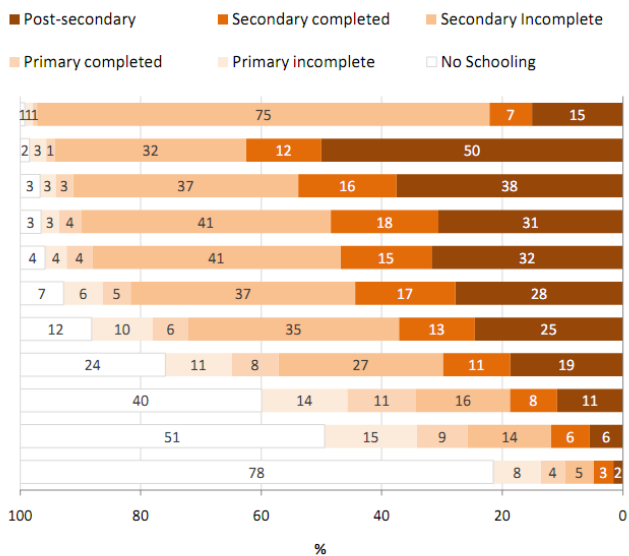
- School attendance is almost universal between ages 6-13.
- Beyond age 13, attendance rate gradually declines to 60% by age 18.

Educational Attainment, Jordan

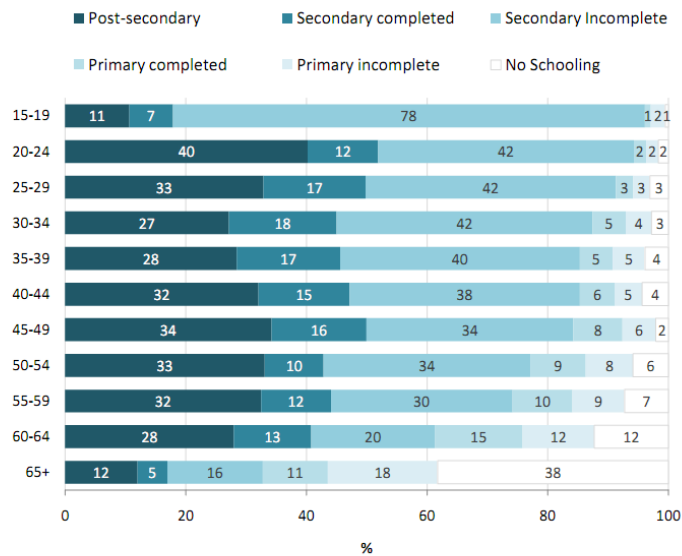
Men are better educated than women across older age groups with increasingly growing portions of younger age groups with equally educated women as men in Jordan.

- 99% of men and 99% of women who are 15-19 years old have attended school.
- Among the population aged 20-24 years old, 52% of men and 62% of women have completed secondary or higher.
- Men and women combined, the cohort that entered school 15 years ago (20-24 year olds) is more likely to have completed secondary school or higher than the age cohort that entered school 25 years ago (30-34 year olds).

Female



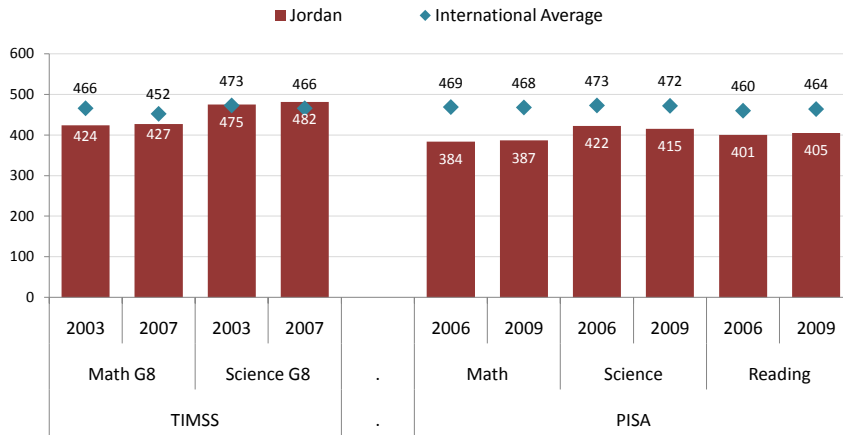
Male



Source: Demographic and Health Survey 2007

Learning Outcome, Jordan

International Assessment Scores



- Jordan performed better on TIMSS with scores closer to or above the international average than on PISA.

- There was moderate progress on all subjects on all assessments except for PISA science exam.

Source: International Association for the Evaluation of Educational Achievement, Organization for Economic Cooperation and Development (OECD)

The international average is the average score of all participating countries on a scale of 0 to 1000.