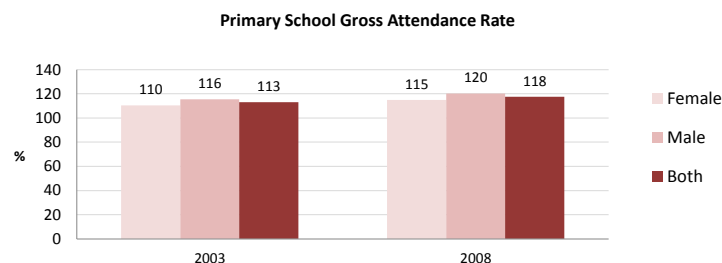
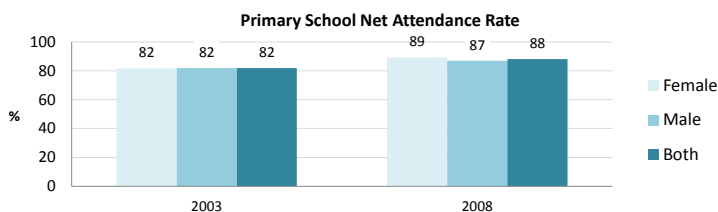


Primary School Net and Gross Attendance Rates, Kenya

Nearly 90% of primary school age children in Kenya attend school with slightly more females than males attending.

- 88% of children ages 6-13 attend primary school.
- 87% of boys ages 6-13 attend school, compared to 89% of girls.
- Between 2003 and 2008 primary school attendance rates has increased by 6 percentage points.



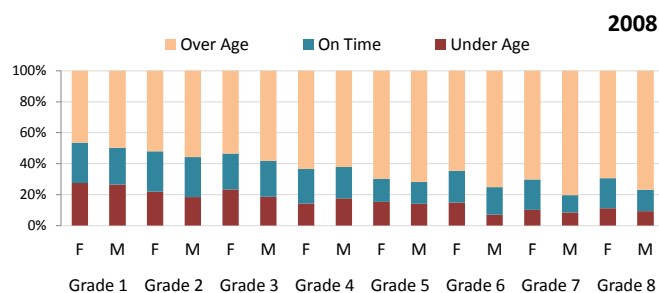
Source: Demographic and Health Survey

Many children attending primary school are outside of the official age range. This is reflected in the difference between net and gross attendance rates. This can have tremendous impact on the educational infrastructure, the experience in the classroom, and educational planning.

The net attendance ratio (NAR) is the percentage of the official primary school-age population that attends primary school. The gross attendance ratio (GAR) is the total number of students attending primary school - regardless of age - expressed as a percentage of the official primary school-age population.

Over-Age, Under-Age, and On-Time Students in Primary School, Kenya

Only about 21% of primary school students are in the appropriate grade for their age; the on-time proportion declines in the higher grades.



Source: Demographic and Health Survey

- 65% of the male primary school students and 60% of the female students are over-age.
- The percentage of males who are over-age ranges from 50% to 80%. The percentage for females ranges from 46% to 70%.
- About 17% of primary school students are younger than the official age for the grade that they are attending.

The Implications of Over-Age/Under-Age Students

For the system: Both late entry into primary school and grade repetition can cause children to be over-age for their grade. High repetition rates indicate inefficiency in the education system.

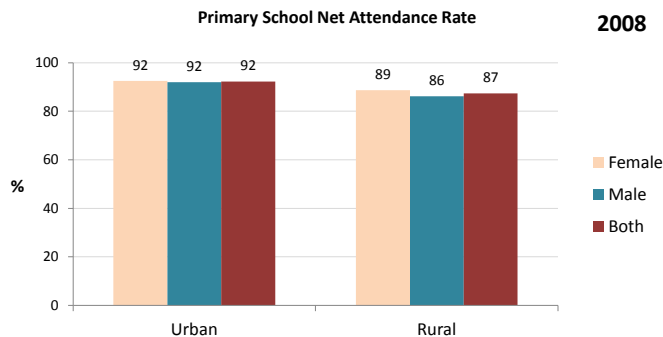
In the classroom: Large numbers of over-age students present a challenge for teachers who must teach a more diverse group with differing levels of maturity and school preparedness.

Students are considered to be on time if they are at the official age for the grade; over age if they are one or more years older; and under age if they are one or more years younger.

Primary School Net Attendance Rate in Urban and Rural Areas, Kenya

Children in urban areas are slightly more likely to attend school than children in rural areas.

- In urban areas, 92% of children of primary school age attend school, compared to 87% in rural areas.



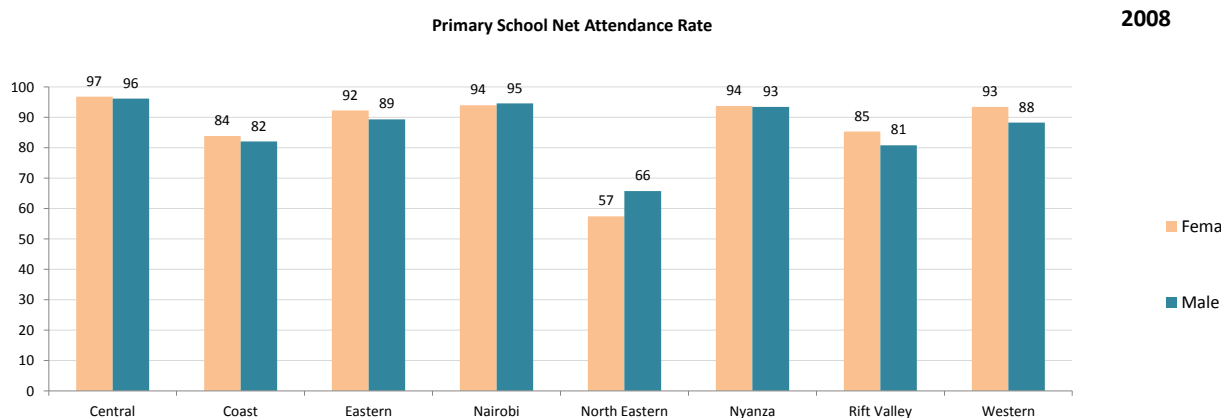
Source: Demographic and Health Survey

- No gender disparity can be observed in either urban or rural areas.

Primary School Net Attendance Rate by Region, Kenya

Some regional disparities in primary school attendance in Kenya can be observed.

- Primary net attendance is highest in the Central region (96%); attendance is lowest in the North Eastern region (62%).
- Gender disparity is lowest in the Nyanza region and highest in the North Eastern region.
- In 6 of the 7 regions, more than two thirds of primary school age children attend school.

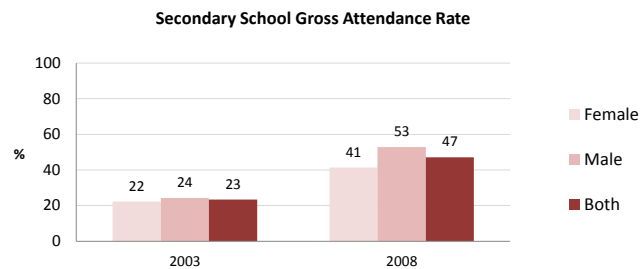
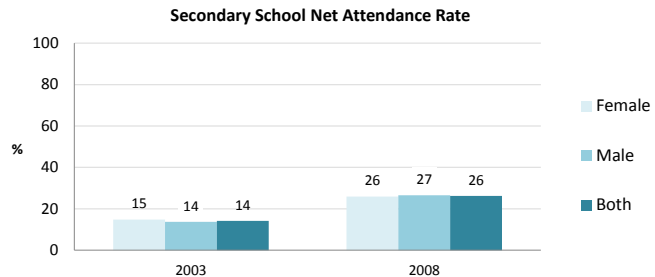


Source: Demographic and Health Survey

Secondary School Net and Gross Attendance Rates, Kenya

About a quarter of secondary school age youth attend school.

- 26% of youth ages 14-17 attend secondary school.
- 27% of males ages 14-17 attend school, compared to 26% of females.
- Students over or under the official secondary school age range make up 21% of the secondary school age population.
- There are more over-age or under-age males than females in secondary school.

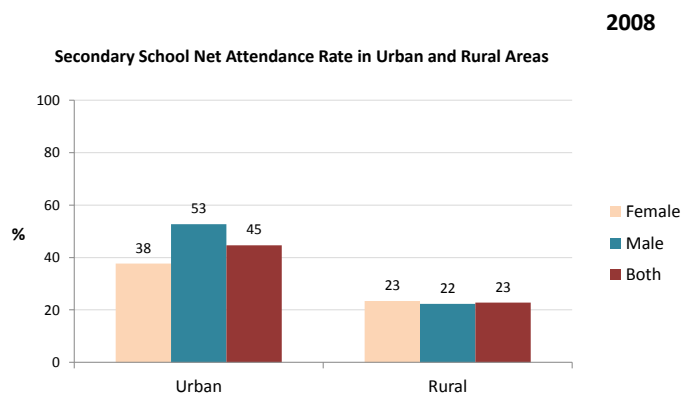


Source: Demographic and Health Survey

Secondary School Net Attendance Rate in Urban and Rural Areas, Kenya

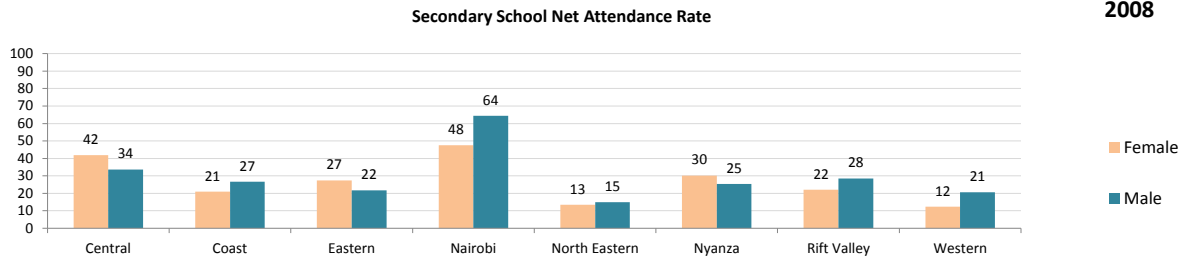
There are twice as many youth attending secondary school in urban areas as compared to rural areas.

- In urban areas, 45% of children of secondary school age attend school, compared to 23% in rural areas.
- Gender disparity is higher in urban areas.
- Much more effort needs to be placed on increasing secondary education, especially in rural areas.



Source: Demographic and Health Survey

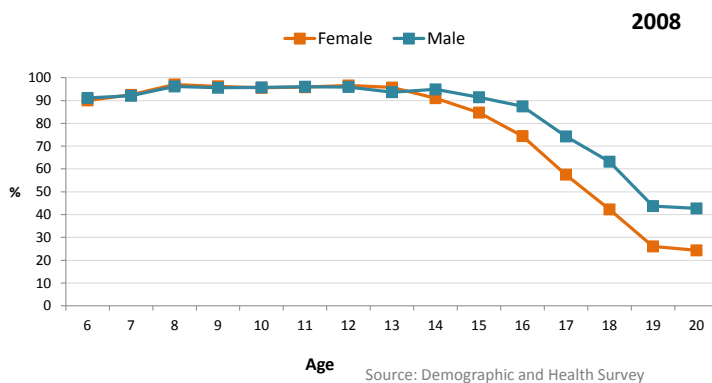
Secondary School Net Attendance Rate by Region, Kenya



Source: Demographic and Health Survey

- Secondary net attendance is highest in the Nairobi region (55%); attendance is lowest in the North Eastern region (14%).
- Gender disparity is highest in the Nairobi region and lowest in the North Eastern region.

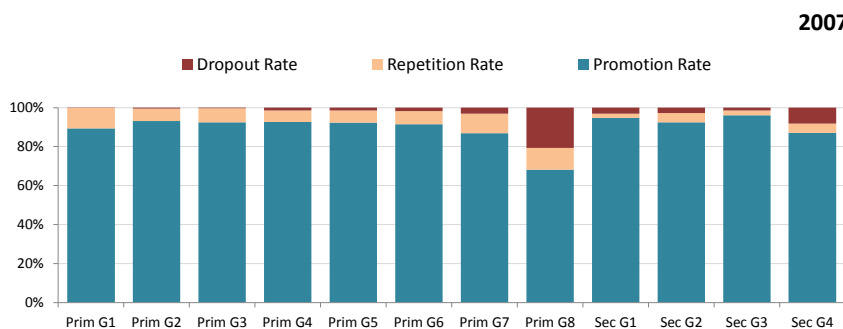
School Attendance by Age and Sex, Kenya



- There are as many girls as boys attending school up to age 13, in older age groups the percentage of boys attending school tends to be higher than girls.

Repetition, Dropout, and Promotion Rates by Grade, Kenya

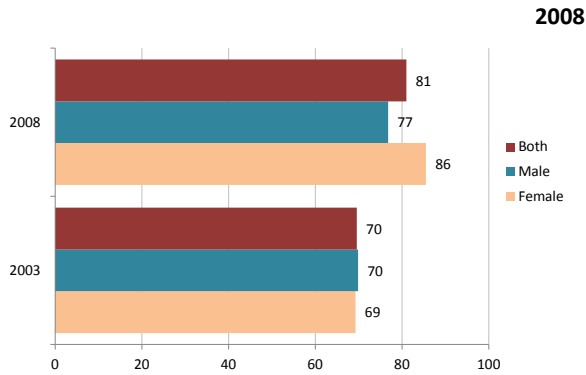
- Repetition rate ranges from 2% in grade 1 of secondary school to 11% in grade 8 of primary school.
- Dropout rate is highest in grade 8 of primary school (21%) and lowest in grade 1 of primary school (0%).



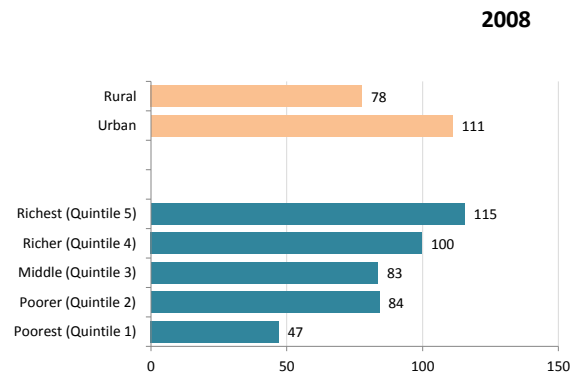
Source: Demographic and Health Survey

Primary School Completion Rates, Kenya

- Completion in primary school has increased since 2003 and is higher among girls.
- The probability of completing primary school is higher in urban than rural areas, and increases with the relative wealth of the student's household.



Source: Demographic and Health Survey



Source: Demographic and Health Survey

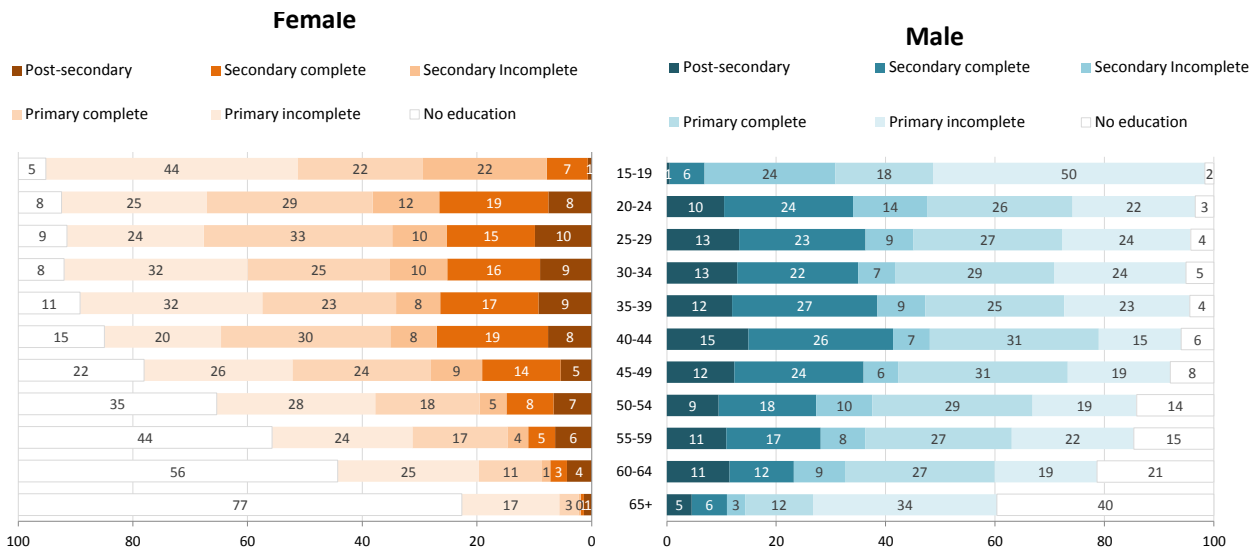
The primary school completion rate is the total number of students attending the last grade of primary school - regardless of age - expressed as a percentage of the official last grade of primary school-age population.

Educational Attainment, Kenya

There are more women than man with no education across all age groups, but the gender gap decreases among younger generations.

- Among the population aged 15 years old and above, 4% of men and 9% of women have no education.
- 2% of men and 5% of women who are 15-19 year old have never attended school.
- Only 8% of the population aged 15 years old and above have post-secondary education.

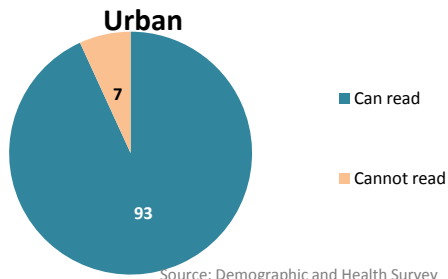
2009



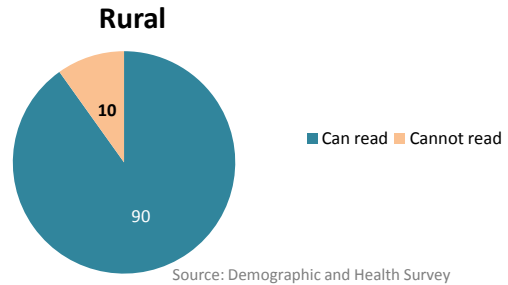
Source: Demographic and Health Survey

Female Literacy Rates, Kenya

15-24 Year Old Female Literacy Rate,



15-24 Year Old Female Literacy Rate,

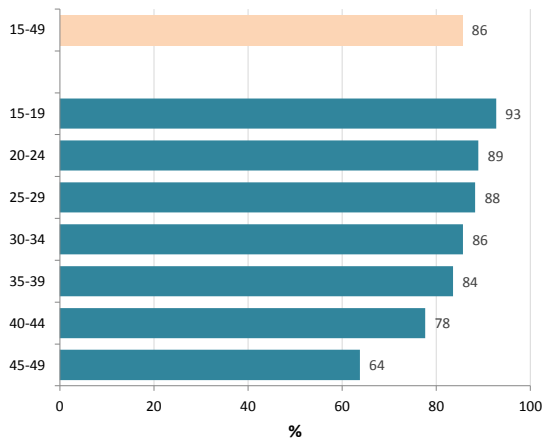


2009

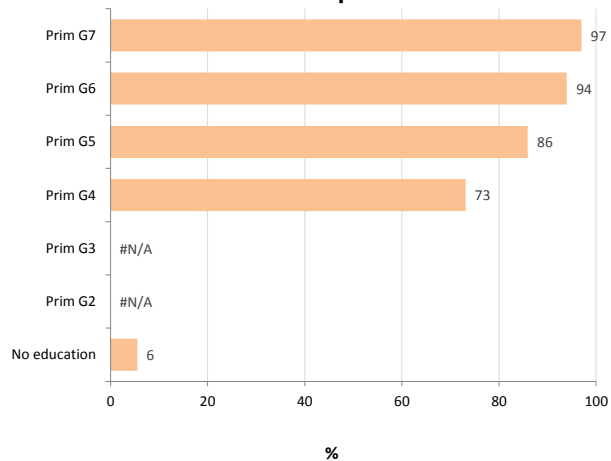
- 93% of women age 15-24 in urban areas can read, compared to 90% in rural areas.
- The percentage of women who can read is 64% among women age 45-49 and 93% among women age 15-19.

2009

Female Literacy Rate by Age



Literacy Rate of Women 15-24 Years Old by Grade Completed



- 73% of women who completed grade 4 can read and literacy rate increases with level of education completed.