

Lesotho

Number Out of School
30,000

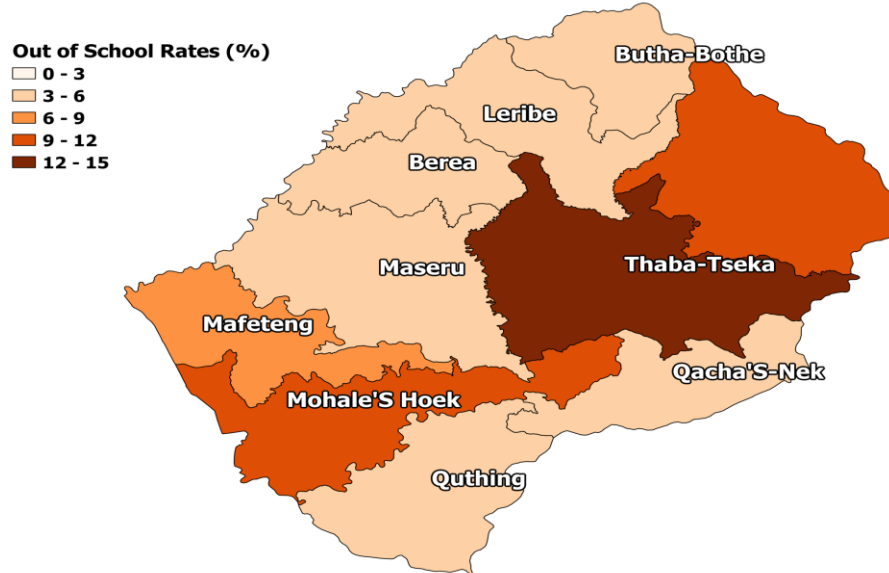
Percent Out of School
7%

Out of School Children of the Population Ages 7-14

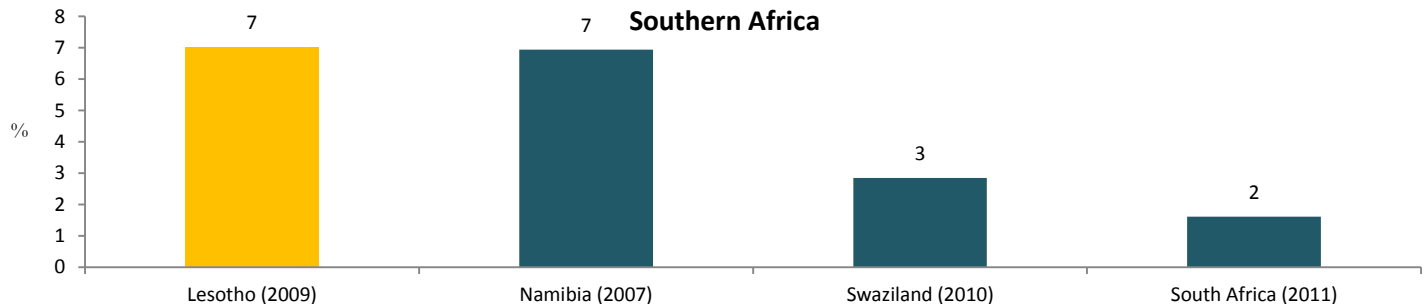
Source: Demographic and Health Survey (DHS) 2009

Comparison of Rates of Out of School Children Ages 7-14 across Lesotho

Exact estimated rates and 95% confidence intervals for estimates are provided later in the profile.



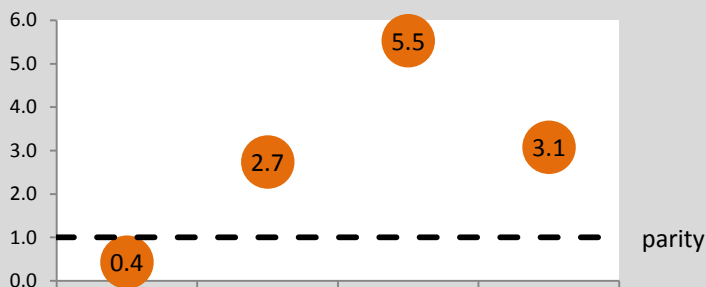
Comparison of Rates of Out of School Children According to the Most Recent Household Survey, Ages 7-14,



The Structure of the Education System in Lesotho

Lesotho has a 7-3-2 formal education structure. Primary school has an official entry age of six and a duration of seven grades. Primary school is sometimes further divided into lower primary (grades 1-4) and upper primary (grades 5-7). Secondary school is divided into two cycles: lower secondary consists of grades 8 - 10 and upper secondary consists of grades 11 - 12. In principle, primary school is free and compulsory. Students sit for the Primary School Leaving Examination (PSLE) at the end of grade 7, the Junior Certificate Examination at the end of grade 10, and the Cambridge Overseas School Certificate (GCE O-level) at the end of grade 12 in order to gain access to post-secondary education. The academic year is broken down into four terms and lasts from January to December (UNESCO IBE, World Data on Education. Revised 8/2010).

Parity Indices



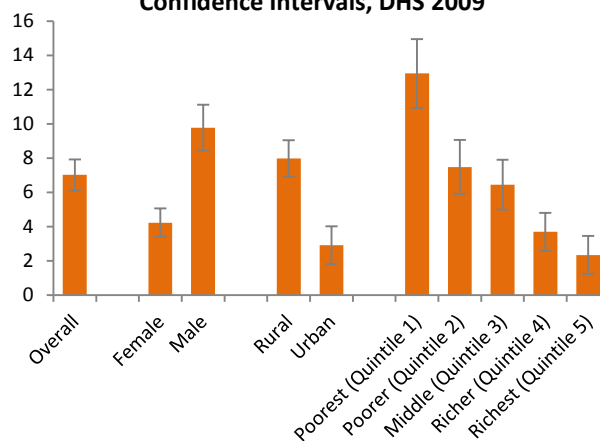
- Parity indices provide information about the greatest sources of inequality in a population. The graph at left provides ratios of different estimates of children aged 7-14 who are out of school. It shows, for example, that the out of school rate in rural areas is 2.7 times higher than that in urban areas.

- For Lesotho, the greatest disparity in out of school rates is between children from the poorest and richest quintiles. Children from the poorest quintile are 5.5 times as likely to be out of school as children from the richest quintile.

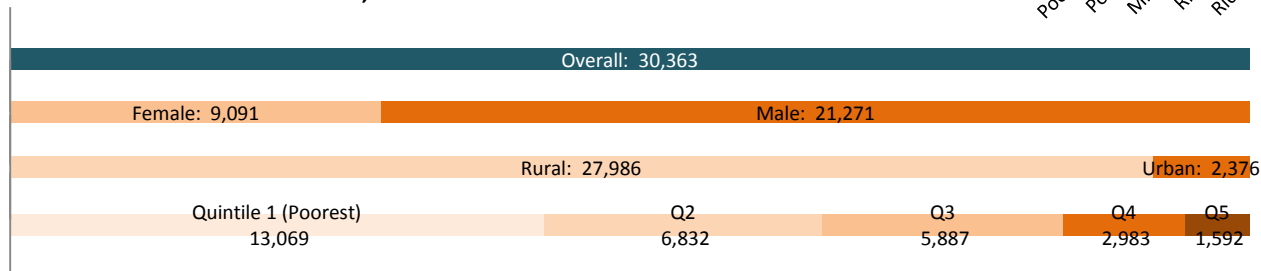
Out of School Children by Individual and Household Characteristics

- Fewer girls (4% or 9,091) are out of school than boys (10% or 21,271) in Lesotho.
- Out of school rates for children from rural areas (8%) are higher than those for children from urban areas (3%). In terms of absolute numbers, there are more children out of school in rural areas (27,986) than in urban areas (2,376).
- Out of school rates are highest for children in the poorest wealth quintile (13%).

Rates of Out of School Children (%), with 95% Confidence Intervals, DHS 2009



Numbers of Out of School Children, DHS 2009



About Data Sources

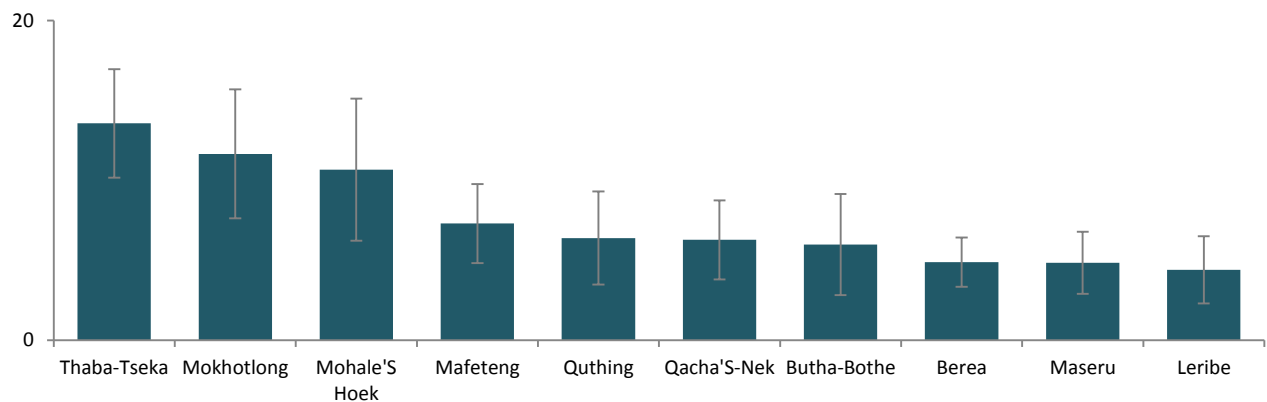
All out of school estimates presented in this profile are EPDC extractions of Demographic and Health Survey (DHS) data. DHS Surveys are conducted every several years and collect information on health, education, and other topics for households and individuals residing in those households. The 2009 Lesotho DHS Survey is representative at the national and subnational level. For more information, please see <http://www.measuredhs.com/>.

Estimates of out of school children from household surveys can be expected to differ from administrative estimates, such as those from the UNESCO Institute for Statistics and national government agencies, because of differences between these sources in data collection and estimation methods for measuring school participation. For more information on the differences between these data sources, please see www.epdc.org.

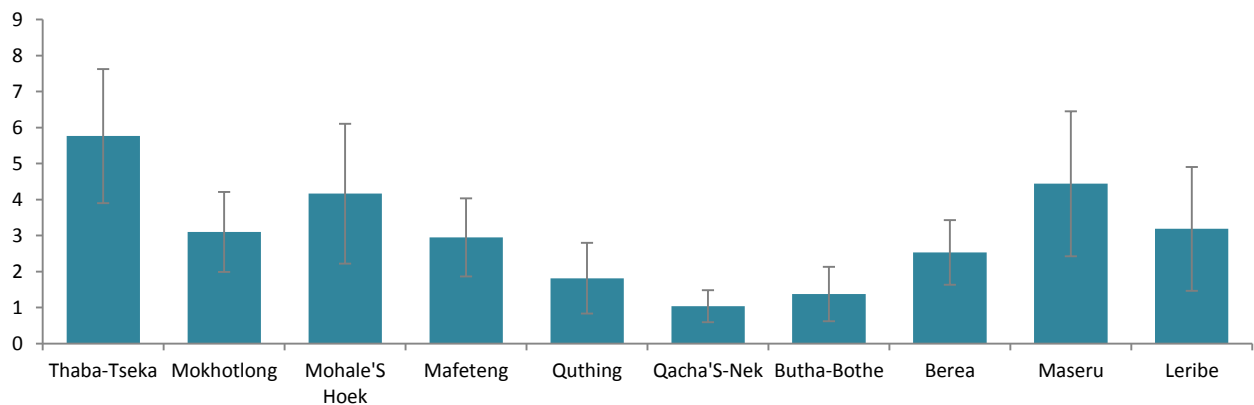
Out of School Children by Subnational Regions

- The subnational region with the highest percentage of children out of school is Thaba-Tseka (14%). Leribe has the lowest rate of school non-participation (4%).
- The highest numbers of out of school children are located in Thaba-Tseka (5,764). Qacha'S-Nek has the lowest numbers of out of school children (1,040).

Rates of Out of School Children by Subnational Region (%), with 95% Confidence Intervals, DHS 2009



Numbers of Out of School Children by Subnational Region (# in thousands), with 95% Confidence Intervals, DHS 2009



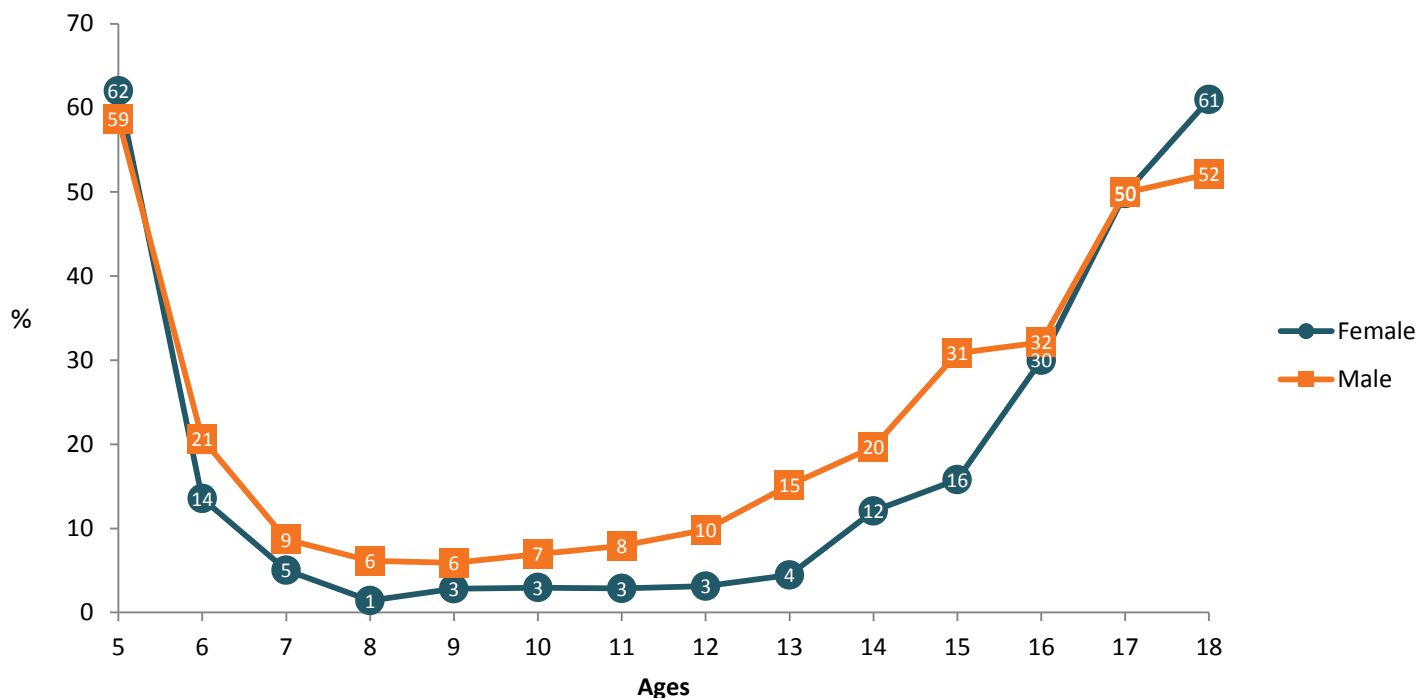
Why Ages 7-14?

EPDC presents data for ages 7-14. This age group captures the bulk of basic compulsory education in most countries, aids cross-national comparability of estimates, and conveys the normative international frameworks set by the Convention on the Rights of the Child and supported by the ILO Minimum Age Convention.

Out of School Rates by Age and Sex

- The official primary school entry age in Lesotho is age 6. At that age, 14% of girls and 21% of boys are out of school.
- At age 15, 16% of girls and 31% of boys are out of school.
- School participation is highest for girls at age 8 and for boys at age 9.

Out of School Rates, by Age and Sex



Summary of EPDC Methodology on Measuring Out of School Children

In this profile, EPDC presents estimates of the proportion and number of out of school children of the population ages 7-14 using household survey data. Along with relative and absolute estimates of out of school children, EPDC provides 95% confidence intervals for each estimate.

To create estimates of the proportion of out of school children for a particular school year, EPDC used birthdate information to identify children who were of a particular age range (7-14) on the month that the school year began. Children who had attended primary school or higher at any time during the school year were classified as 'in school;' Children who had not attended school at any time during the school year, or who had attended pre-school during that reference period were classified as 'out of school.' The proportion of children who are out of school is calculated as the number of children within the 7-14 age range who were classified as out of school divided by the number of children within the same age range.

To obtain the number of out of school children, the out-of-school rate is then applied to the estimated population of the same age range from the UN Population Division (EPDC obtained single-age population estimates to build the correct age range). UN Population Division figures are provided for mid-year each year, and EPDC uses the population figures from the year closest to the start of the school year in each country. Depending on a country's main academic calendar, the population figure may be from the year before the school participation year.

For more information on measurement of out of school children, please see the EPDC website at www.epdc.org.

EPDC Estimated Rates and Numbers of Out of School Children based on DHS 2009 Presented with 95% Confidence Intervals

	Lower limit of 95% confidence interval	Estimated proportion of out of school children of the population ages 7-14 (%)	Upper limit of 95% confidence interval	Lower limit of 95% confidence interval	Estimated number of out of school children of the population ages 7-14 (#)	Upper limit of 95% confidence interval
National	6	7	8	25,975	30,363	34,750
Sex						
Female	3	4	5	7,206	9,091	10,976
Male	8	10	11	17,940	21,271	24,603
Area						
Rural	7	8	9	23,711	27,986	32,262
Urban	2	3	4	1,391	2,376	3,361
Relative Wealth						
Poorest Quintile	11	13	15	9,960	13,069	16,178
Poorer Quintile	6	7	9	5,276	6,832	8,388
Middle Quintile	5	6	8	4,500	5,887	7,275
Richer Quintile	3	4	5	1,933	2,983	4,033
Richest Quintile	1	2	3	789	1,592	2,394
Regions						
Thaba-Tseka	10	14	17	3,900	5,764	7,627
Mokhotlong	8	12	16	1,985	3,098	4,211
Mohale'S Hoek	6	11	15	2,220	4,164	6,107
Mafeteng	5	7	10	1,863	2,949	4,034
Quthing	3	6	9	830	1,815	2,799
Qacha'S-Nek	4	6	9	594	1,040	1,485
Butha-Bothe	3	6	9	616	1,375	2,133
Berea	3	5	6	1,633	2,533	3,433
Maseru	3	5	7	2,422	4,439	6,457
Leribe	2	4	7	1,467	3,187	4,908