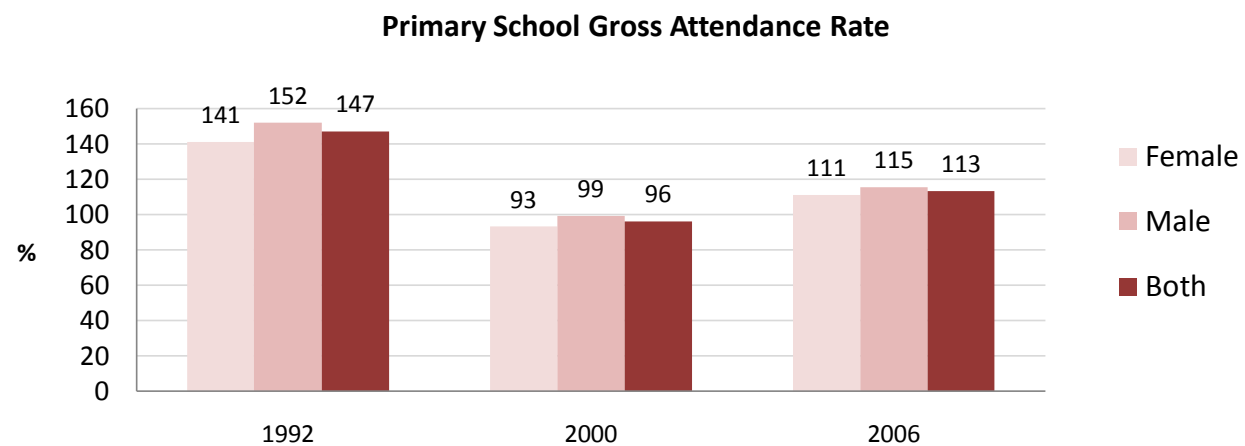
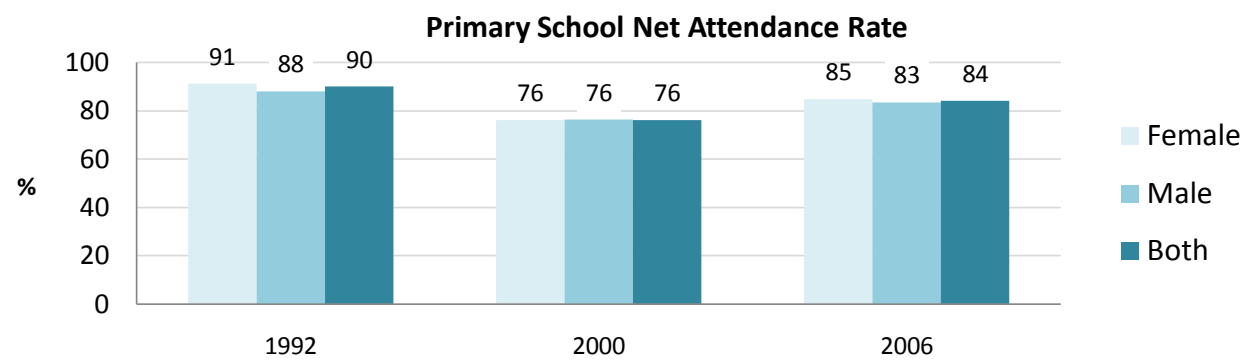


Primary School Net and Gross Attendance Rates, Namibia

More than three quarters of primary school age children in Namibia attend school and gender parity in attendance has been achieved.

- 84% of children ages 6-12 attend primary school.
- 83% of boys ages 6-12 attend school, compared to 85% of girls.
- Net attendance rates increased since 2000 but they are lower than they were in 1992.



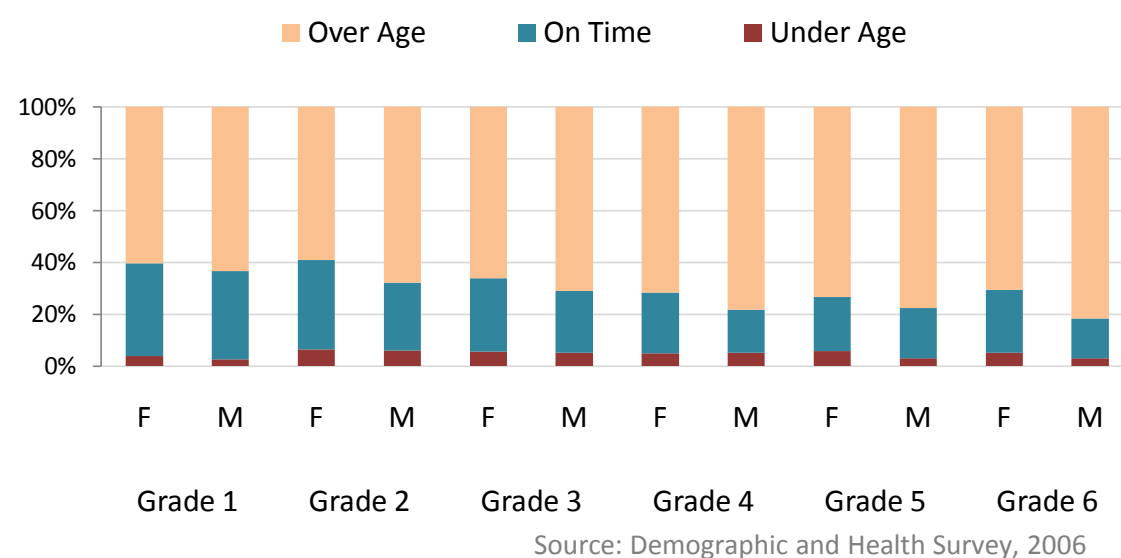
Source: Demographic and Health Survey

Many children attending primary school are outside of the official age range. This is reflected in the difference between net and gross attendance rates. This can have tremendous impact on the educational infrastructure, the experience in the classroom, and educational planning.

The net attendance ratio (NAR) is the percentage of the official primary school-age population that attends primary school. The gross attendance ratio (GAR) is the total number of students attending primary school - regardless of age - expressed as a percentage of the official primary school-age population.

Over-Age, Under-Age, and On-Time Students in Primary School, Namibia

Only about 24% of primary school students are in the appropriate grade for their age; the on-time proportion declines in the higher grades.



Source: Demographic and Health Survey, 2006

- 74% of the male primary school students and 68% of the female students are over-age.
- The percentage of males who are over-age ranges from 63% to 82%. The percentage for females ranges from 59% to 73%.
- About 5% of primary school students are younger than the official age for the grade that they are attending.

The Implications of Over-Age/Under-Age Students

For the system: Both late entry into primary school and grade repetition can cause children to be over-age for their grade. High repetition rates indicate inefficiency in the education system.

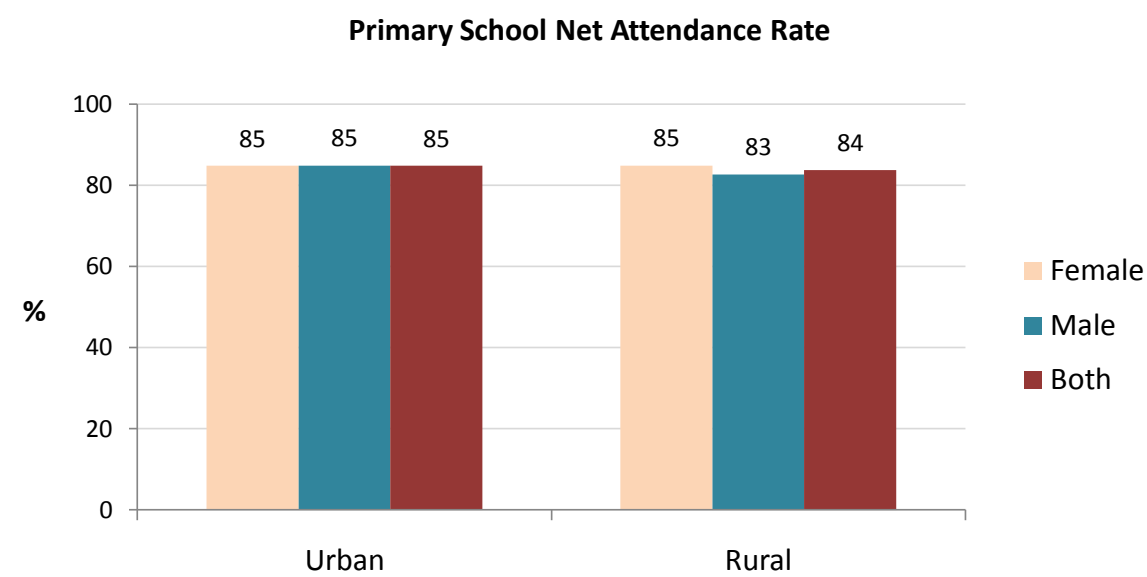
In the classroom: Large numbers of over-age students present a challenge for teachers who must teach a more diverse group with differing levels of maturity and school preparedness.

Students are considered to be on time if they are at the official age for the grade; over age if they are one or more years older; and under age if they are one or more years younger.

Primary School Net Attendance Rate in Urban and Rural Areas, Namibia

Children in urban areas and rural areas are equally likely to attend school.

- In urban areas, 85% of children of primary school age attend school, compared to 84% in rural areas.



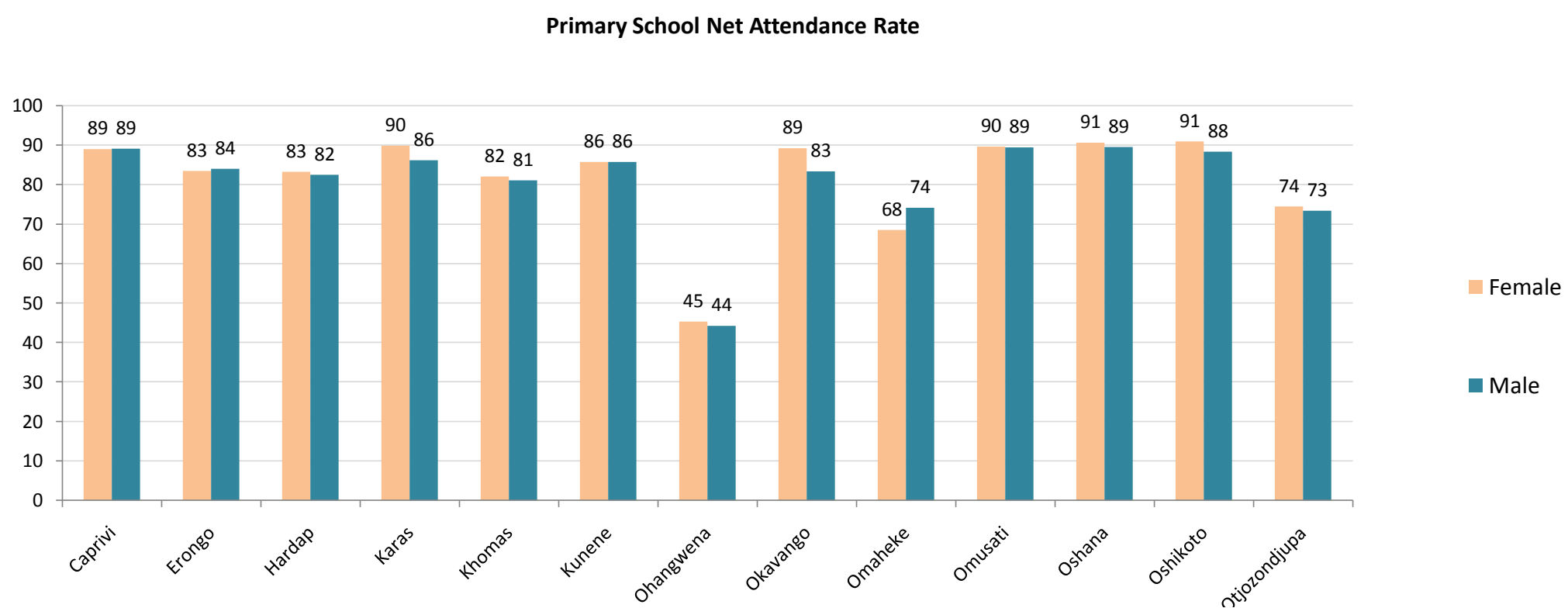
Source: Demographic and Health Survey, 2006

- No gender disparity can be observed in either urban or rural areas.

Primary School Net Attendance Rate by Region, Namibia

There are some regional disparities in primary school attendance in Namibia.

- Primary net attendance is highest in the Oshana region (90%); attendance is lowest in the Ohangwena region (45%).
- Gender disparity is lowest in the Caprivi region and highest in the Okavango region.
- In 1 of the 13 regions, less than a half of children of primary school age attends school.

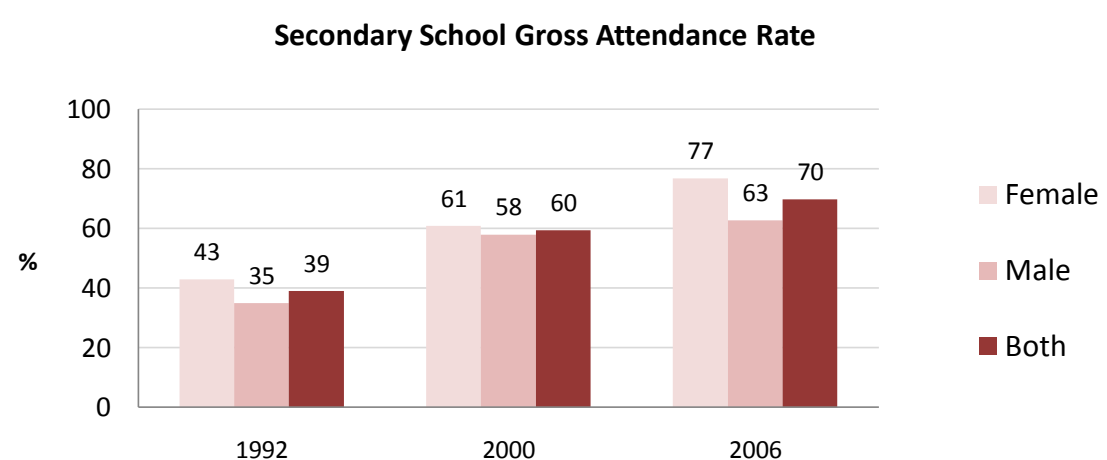
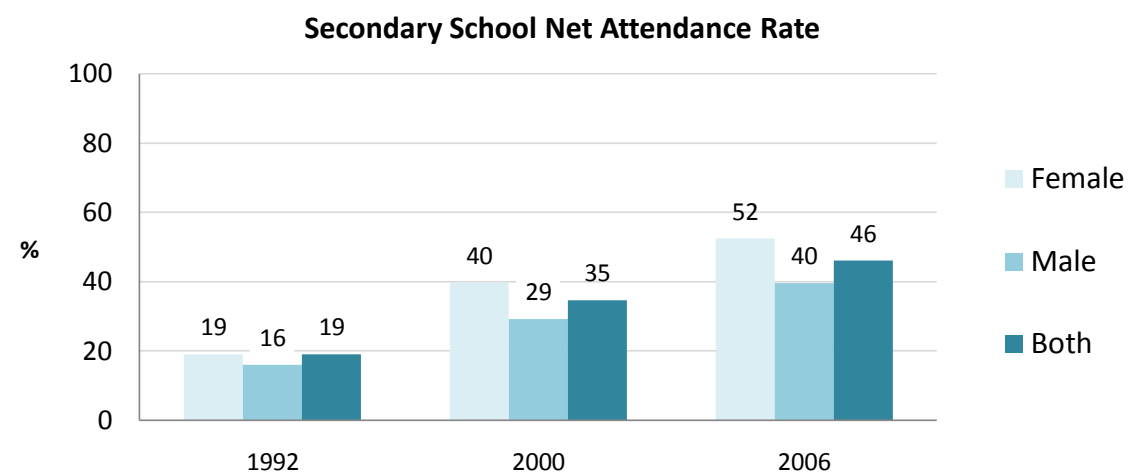


Source: Demographic and Health Survey, 2006

Secondary School Net and Gross Attendance Rates, Namibia

Less than a half of secondary school age youth attends school, with more females than males attending.

- 46% of youth ages 13-17 attend secondary school.
- 40% of males ages 13-17 attend school, compared to 52% of females.
- Students over or under the official secondary school age range make up 24% of the secondary school age population.
- Secondary school net attendance rates slowly increased in 14 years from 19% in 1992 to 46% in 2006.

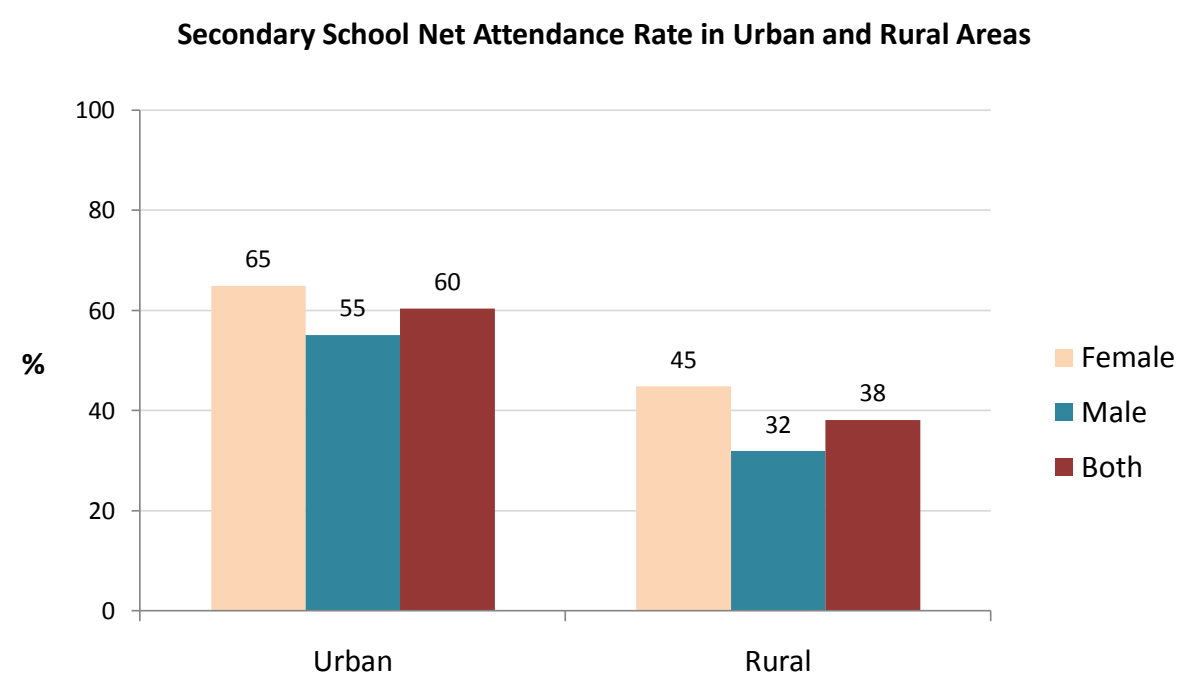


Source: Demographic and Health Survey

Secondary School Net Attendance Rate in Urban and Rural Areas, Namibia

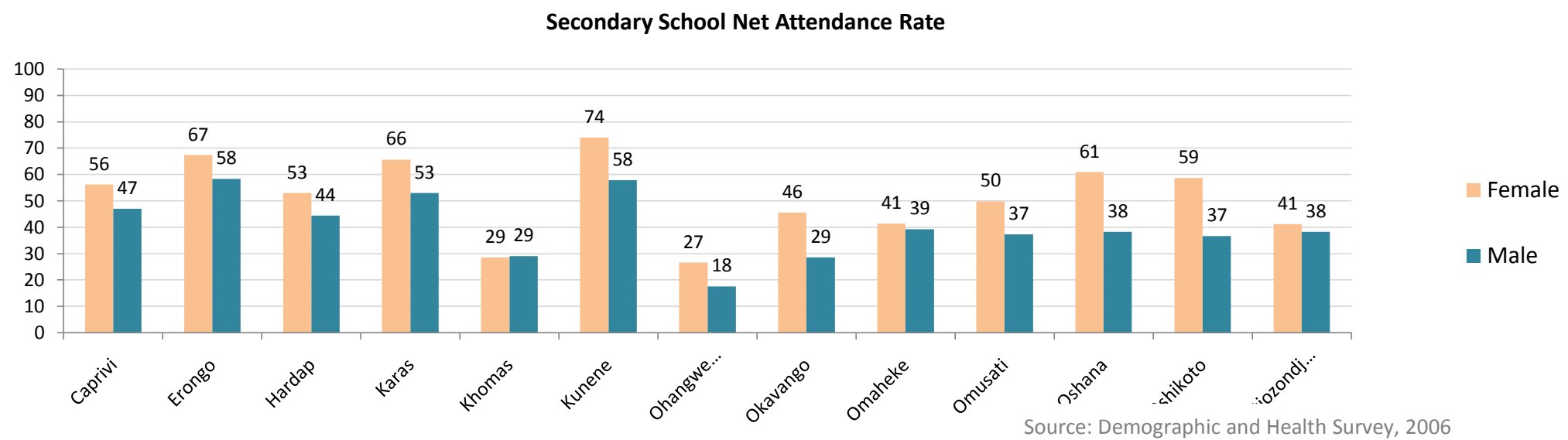
There are significantly more youth attending secondary school in urban areas as compared to rural areas.

- In urban areas, 60% of children of secondary school age attend school, compared to 38% in rural areas.
- Females are more likely to attend secondary school than males in both urban and rural areas.



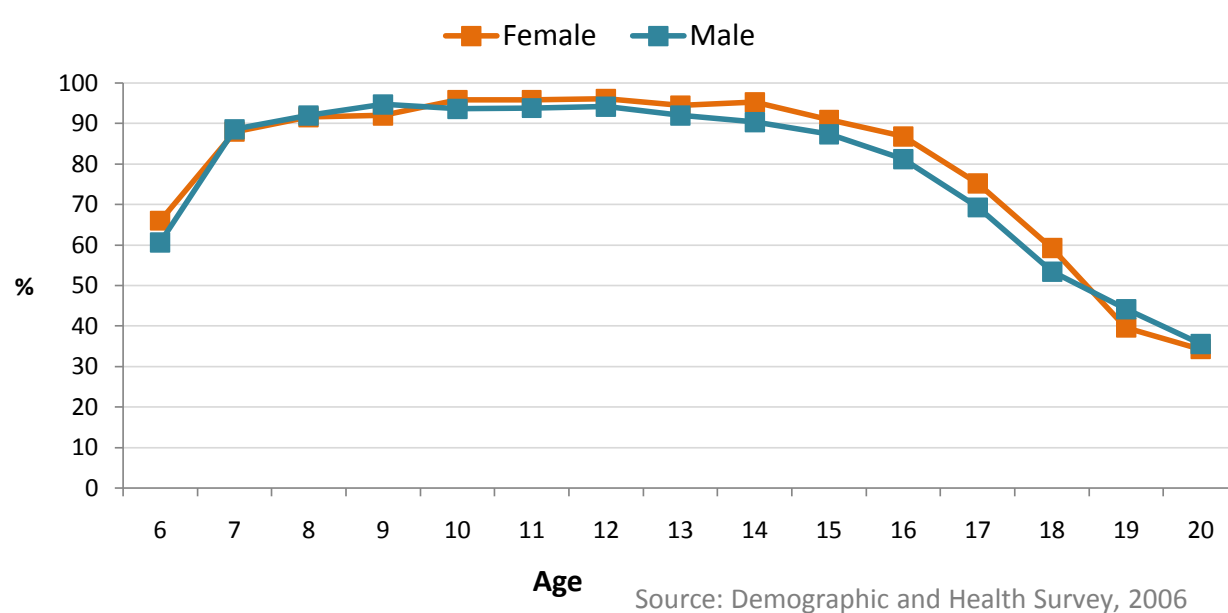
Source: Demographic and Health Survey, 2006

Secondary School Net Attendance Rate by Region, Namibia



- Secondary net attendance is highest in the Kunene region (66%); attendance is lowest in the Ohangwena region (22%).
- Gender disparity is highest in the Oshana region and lowest in the Khomas region.

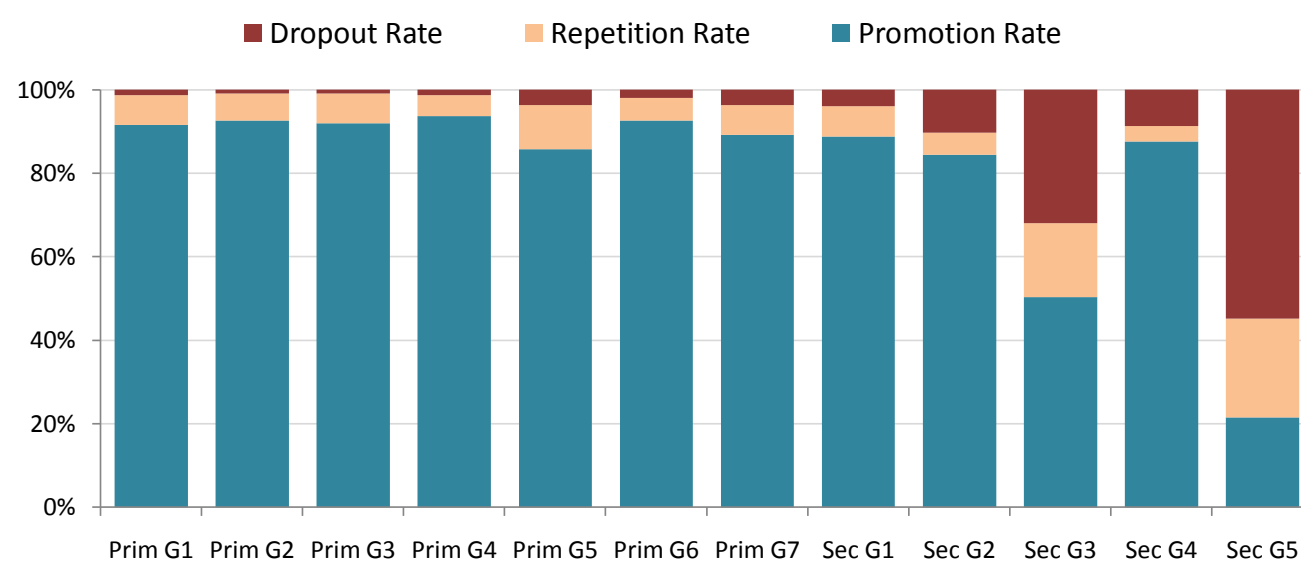
School Attendance by Age and Sex, Namibia



- The percentage of females attending school is slightly higher than males in most grades.
- For females, the highest attendance rate is at age 12 (96%), while for males the highest attendance rate is at age 9 (95%).

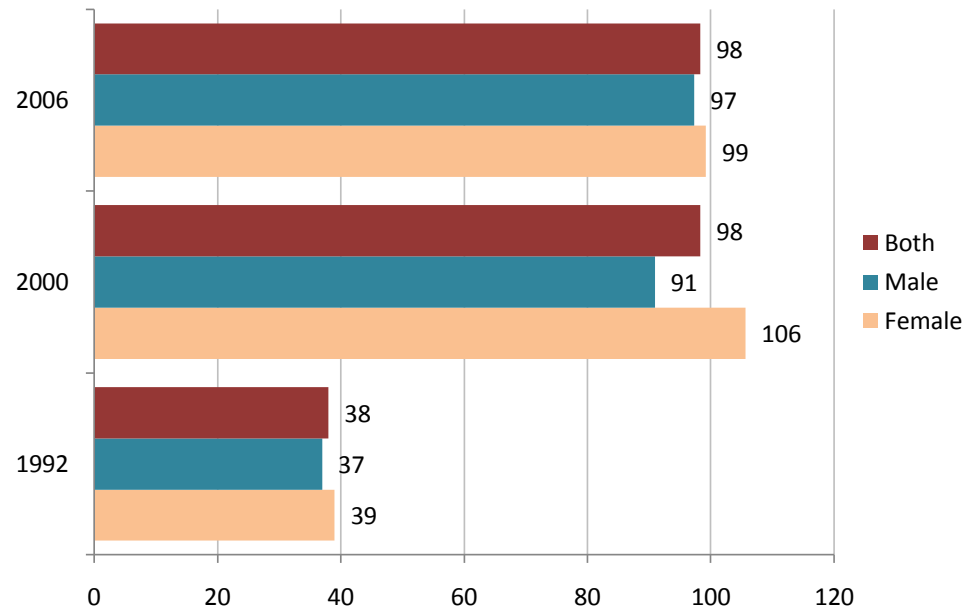
Repetition, Dropout, and Promotion Rates by Grade, Namibia

- Repetition rate ranges from 4% in grade 4 of secondary school to 24% in grade 5 of secondary school.
- Dropout rate is highest in grade 5 of secondary school (55%) and lowest in grade 2 of primary school (1%).

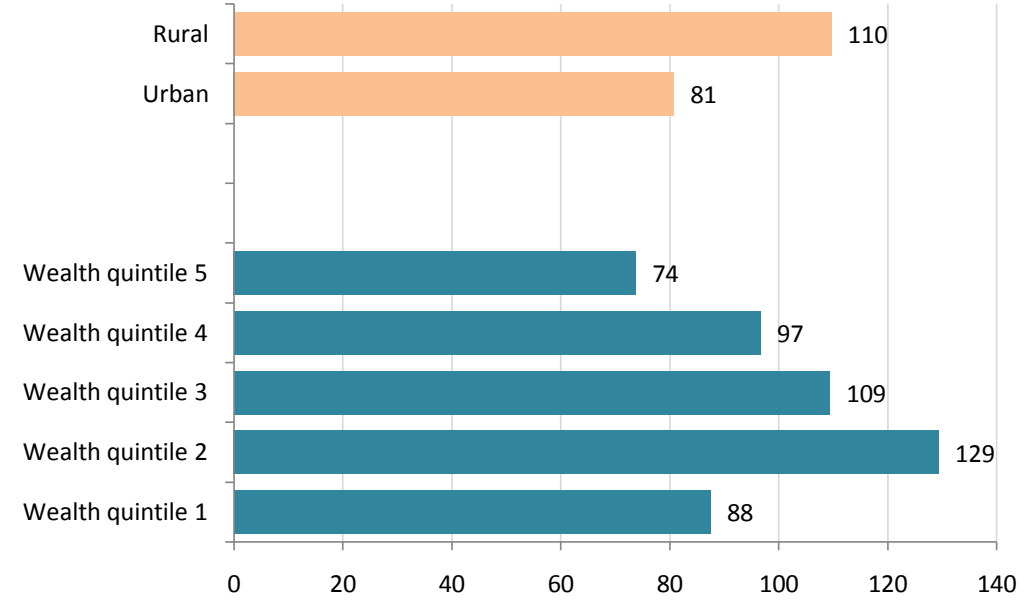


Primary School Completion Rates, Namibia

- Primary school completion rates increased significantly from 38% in 1992 to 98% in 2000 but have remained at the same level since then.
- The probability of completing primary school is higher in rural than urban areas and does not seem to depend on the wealth of the student's household.



Source: Demographic and Health Survey



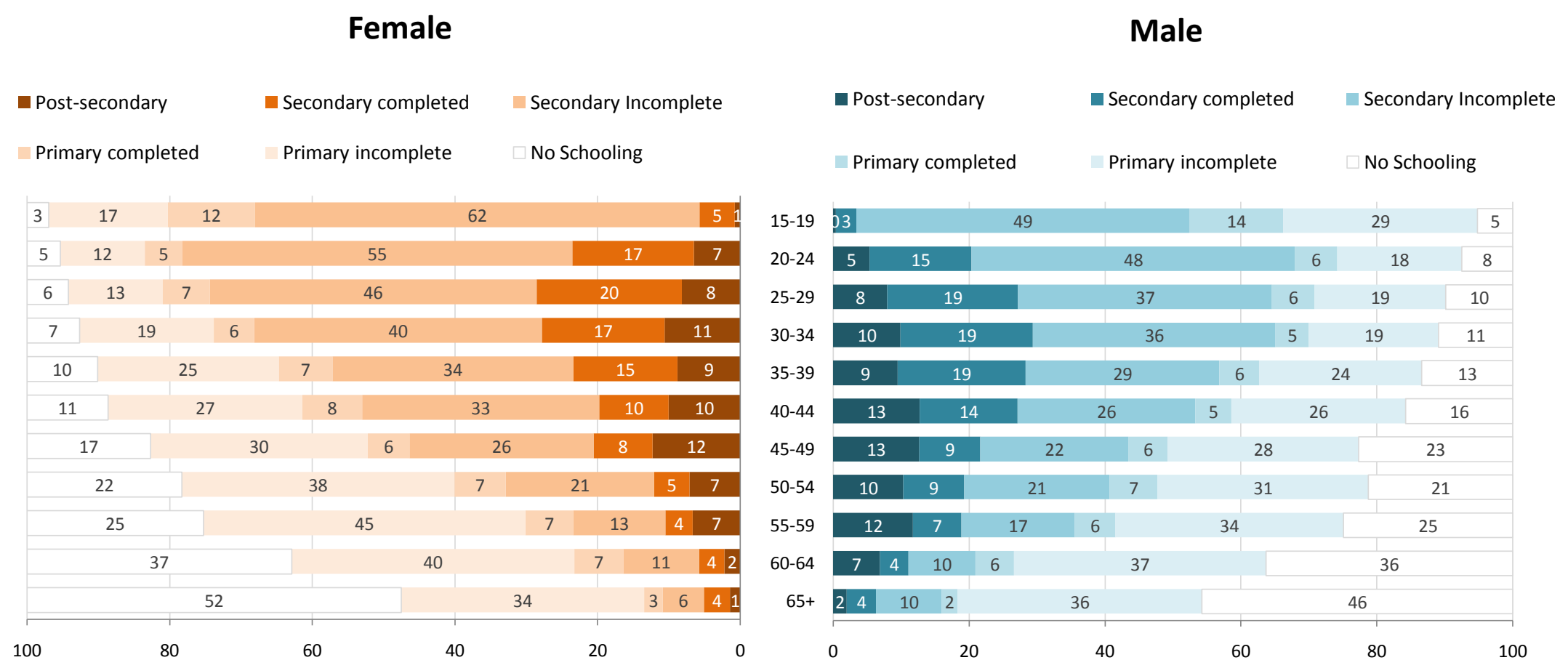
Source: Demographic and Health Survey, 2006

The primary school completion rate is the total number of students attending the last grade of primary school - regardless of age - expressed as a percentage of the official last grade of primary school-age population.

Educational Attainment, Namibia

The levels of education of males and females appear to be similar across most age groups.

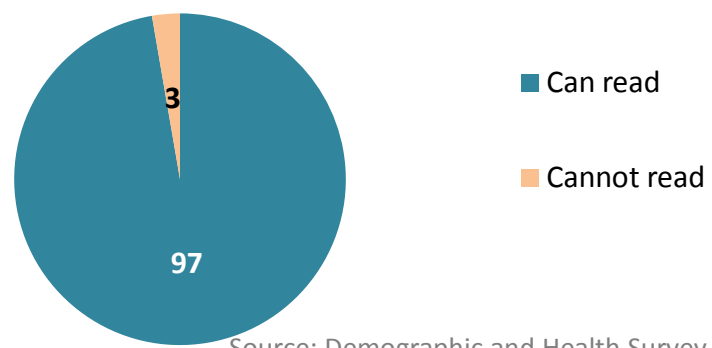
- Among the population aged 15 years old and above, 14% of men and 14% of women have no education.
- 5% of men and 3% of women who are 15-19 year old have never attended school.
- Only 7% of the population aged 15 years old and above have post-secondary education.



Source: Demographic and Health Survey, 2006

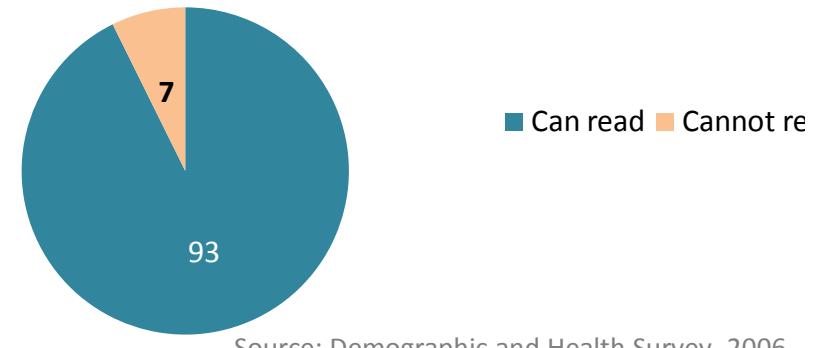
Female Literacy Rates, Namibia

Female Literacy Rate, Urban



Source: Demographic and Health Survey, 2006

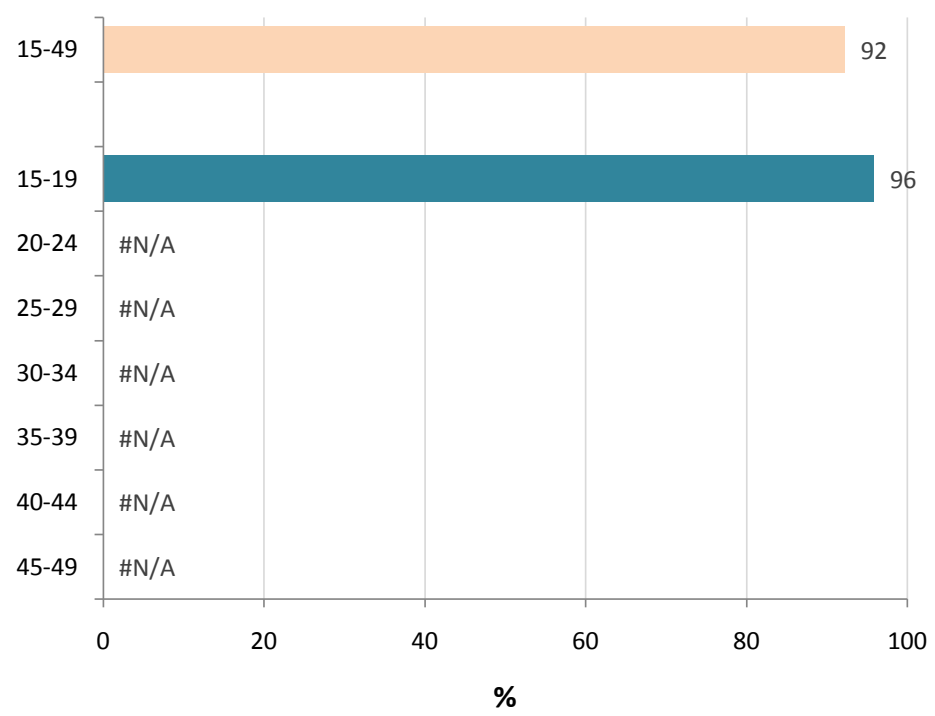
Female Literacy Rate, Rural



Source: Demographic and Health Survey, 2006

- 97% of women age 15-24 in urban areas can read, compared to 93% in rural areas.
- #N/A

Female Literacy Rate by Age



Source: Demographic and Health Survey, 2006