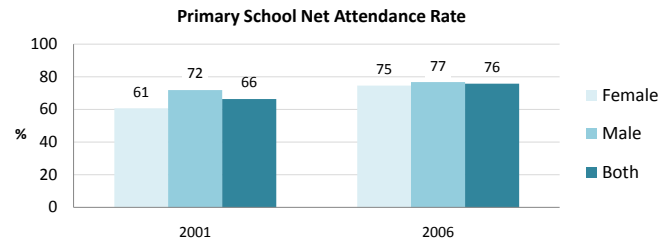
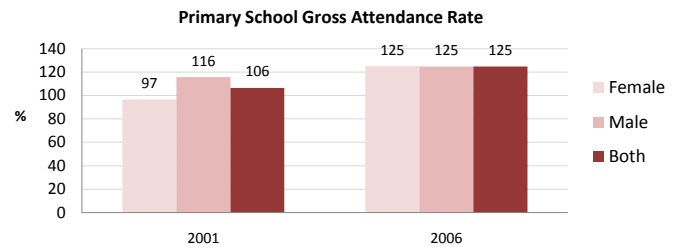


## Primary School Net and Gross Attendance Rates, Nepal

There has been considerable progress in school attendance from 2001 to 2006 in Nepal with a large portion of pupils outside the primary school age range.

- 76% of children in primary school age 5-9 attend primary school at the appropriate age with 77% for male and 75% for female.
- Students over or under the official primary school age range make up 49% of the primary school age population.
- The gender gap in primary school attendance has been closing from 2001 and Nepal achieves gender parity by 2006.



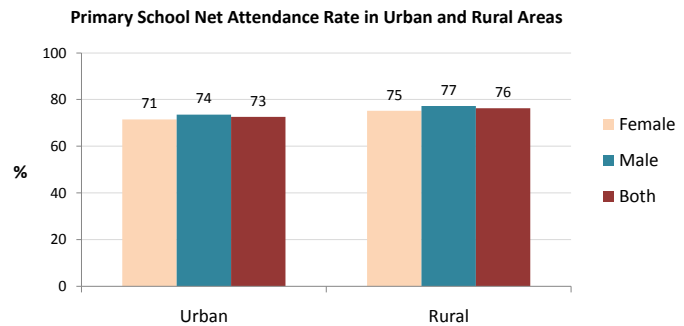
Source: Demographic and Health Survey

The net attendance ratio (NAR) is the percentage of the official primary school-age population that attends primary school. The gross attendance ratio (GAR) is the total number of students attending primary school - regardless of age - expressed as a percentage of the official primary school-age population. The primary NAR does not capture those students who have completed primary school and advanced to secondary school at an earlier age than the official age.

## Primary School Net Attendance Rate in Urban and Rural Areas, Nepal

Children in rural areas are slightly more likely to attend school than children in urban areas.

- In urban areas, 73% of children of primary school age attend school, compared to 76% in rural areas.
- No significant gender disparity is observed in either urban or rural area.

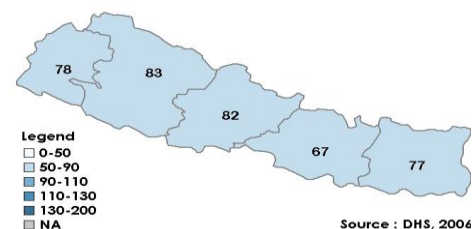
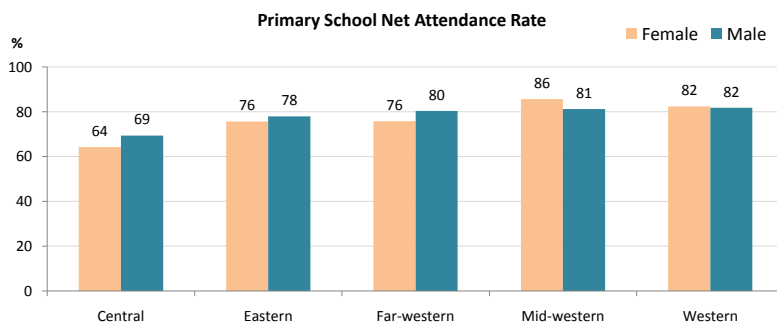


Source: Demographic and Health Survey 2006

## Primary School Net Attendance Rate by Region, Nepal

There are considerable regional disparities in primary school attendance in Nepal.

- Primary net attendance is highest in the Mid-western region (83%); attendance is lowest in the Central region (67%).
- In Central, two-thirds of school age children attend primary school at the appropriate age.
- Gender disparity is lowest in the Western region and highest in the Central region.

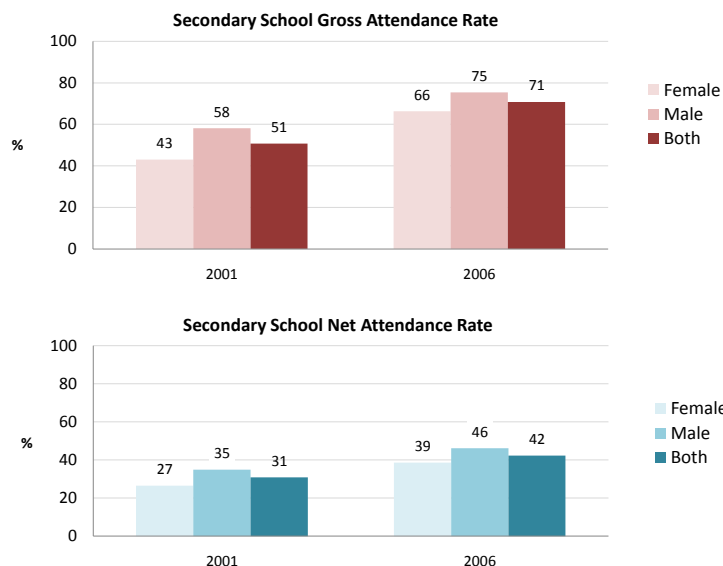


Source: Demographic and Health Survey 2006

## Secondary School Net and Gross Attendance Rates, Nepal

Close to three-fourths of youth attend secondary school at some time and less than one-half attend on time in Nepal in 2006.

- 42% of youth in secondary school age 10-14 attend secondary school at the appropriate age with 46% for males and 39% for females.
- Students over or under the official secondary school age range make up 28% of the secondary school age population.
- Although the gender gap has been closing since 2001, the males still attend secondary school at a higher rate than females in 2006.

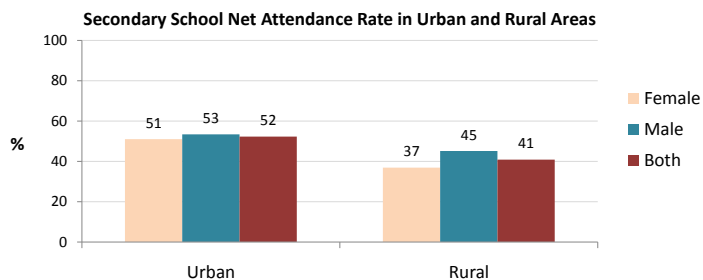


Source: Demographic and Health Survey

## Secondary School Net Attendance Rate in Urban and Rural Areas, Nepal

Unlike primary school, there are more youth attending secondary school in urban than in rural areas.

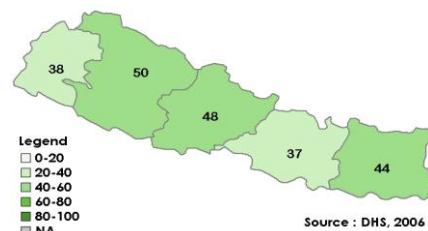
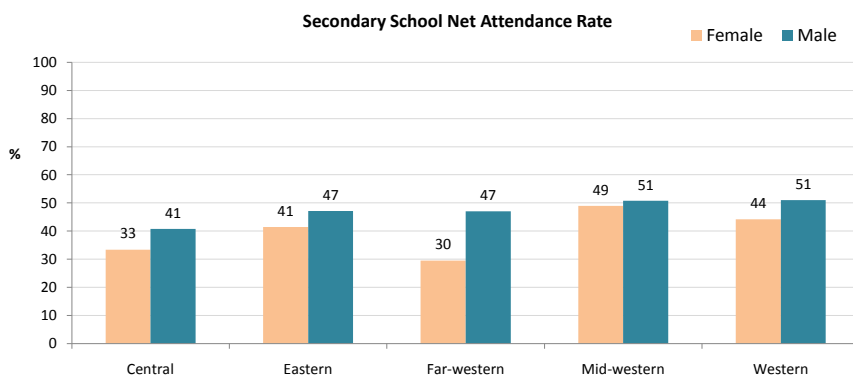
- In urban areas, 52% of children of secondary school age attend school, compared to 41% in rural areas.
- No significant gender disparity is observed in urban areas whereas males attend school more than females in rural areas.



Source: Demographic and Health Survey 2006

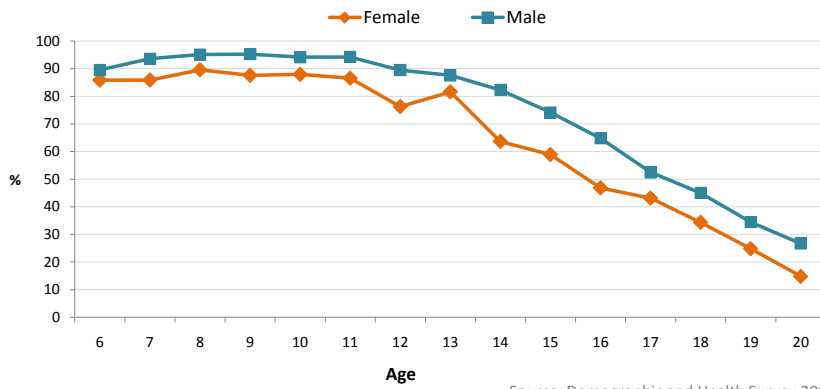
## Secondary School Net Attendance Rate by Region, Nepal

- Secondary net attendance is highest in the Mid-western region (50%); attendance is lowest in the Central region (37%).
- Gender disparity is highest in the Far-western region and lowest in the Mid-western region.



Source: Demographic and Health Survey 2006

## School Attendance by Age and Sex, Nepal

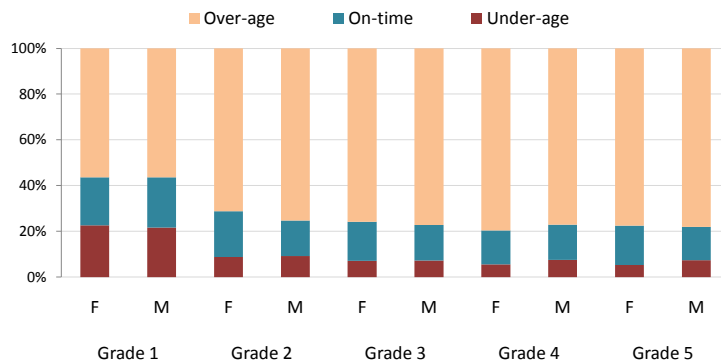


Source: Demographic and Health Survey 2006

- For females, the highest attendance rates are at age 8 (90%) and for males at ages 8-9 (95%).
- Beyond those ages, school attendance gradually declines to low 70% by age 14.

## Over-Age, Under-Age, and On-Time Students in Primary School, Nepal

Only about 18% of primary school students are in the appropriate GRADE for their age; the on-time proportion declines in the higher grades.



Source: Demographic and Health Survey 2006

- About 70% of the male primary school students and 69% of the female students are over-age by grade.
- About 12% of the male primary school students and 12% of the female students are under-age by grade.
- In this country, a significant portion of children enter primary school at an older age than the official age.

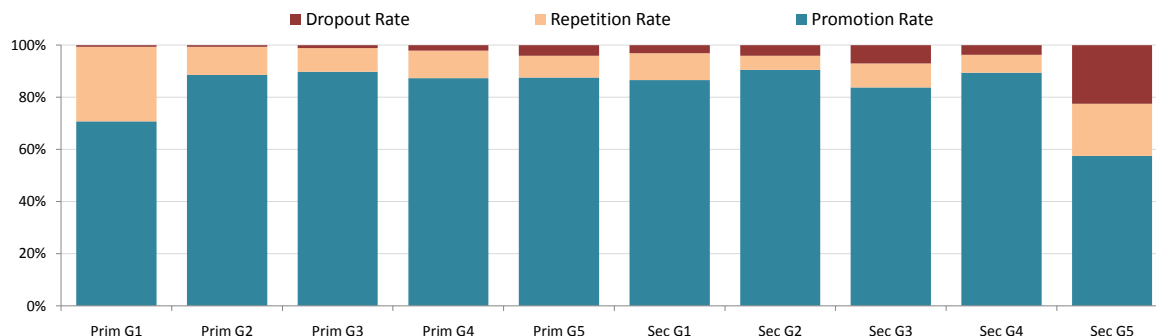
### The Implications of Over-Age/Under-Age Students

*For the system:* Both late entry into primary school and grade repetition can cause children to be over-age for their grade. Early entry in primary school can be a cause of underage attendance.

*In the classroom:* Large numbers of over-age and/or under-age students present a challenge for teachers who must teach a more diverse group with differing levels of maturity and school preparedness.

## Repetition, Dropout, and Promotion Rates by Grade, Nepal

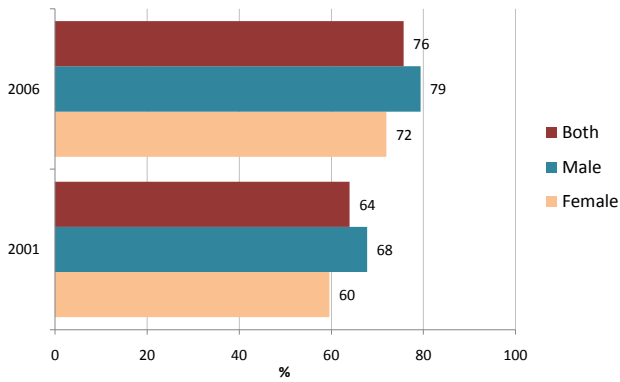
- Repetition rate is highest in grade 1 of primary school (29%) and lowest in grade 2 of secondary school (5%).
- Dropout rate is highest in grade 5 of secondary school (22%) and lowest in grade 2 of primary school (1%).



Source: Demographic and Health Survey 2006

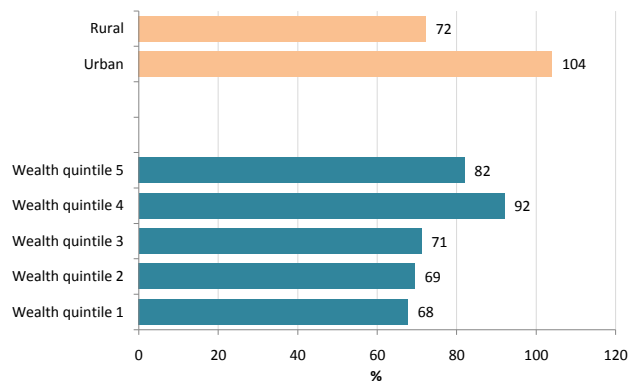
## Primary School Completion Rates, Nepal

- About three-fourths of pupils complete primary school and females are slightly less likely to complete primary school than males.



Source: Demographic and Health Survey 2006

- The probability of completing primary school is much higher in urban than rural areas, and increases with the relative wealth of the student's household except for the wealthiest income quintile.



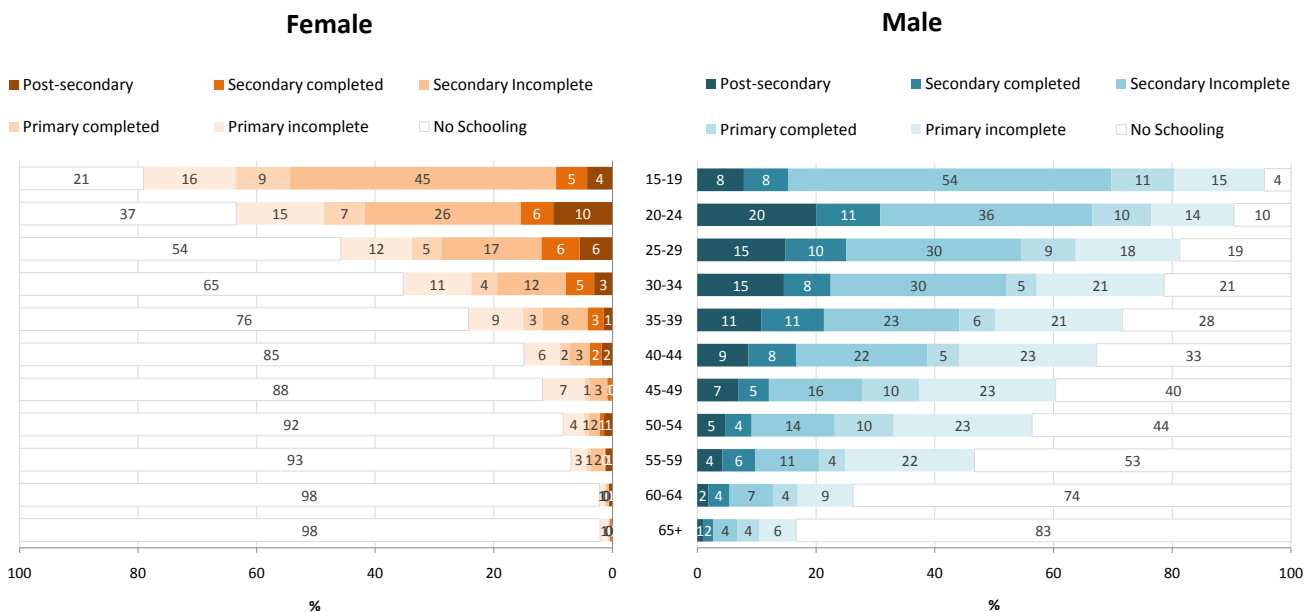
Source: Demographic and Health Survey 2006

The primary school completion rate is the total number of non-repeating students attending the last grade of primary school - regardless of age - expressed as a percentage of the official last grade of primary school-age population. This indicator doesn't capture students who have completed primary school and advanced to secondary school at an earlier age than official school age, which may be reflected in higher wealth quintiles in some countries with lower completion rates than those in lower wealth quintiles.

## Educational Attainment, Nepal

Men are much better educated than women across all age groups with a slowly closing gender gap among 15-19 years olds.

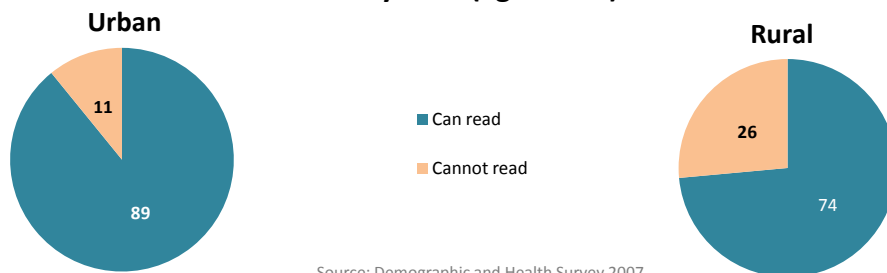
- 96% of men and 79% of women who are 15-19 years old have attended school.
- Among the population aged 20-24 years old, 31% of men and 15% of women have completed secondary or higher.
- Men and women combined, the cohort that entered school 15 years ago (20-24 year olds) is more likely to have completed secondary school or higher than the age cohort that entered school 25 years ago (30-34 year olds).



Source: Demographic and Health Survey 2006

# Female Literacy Rates, Nepal

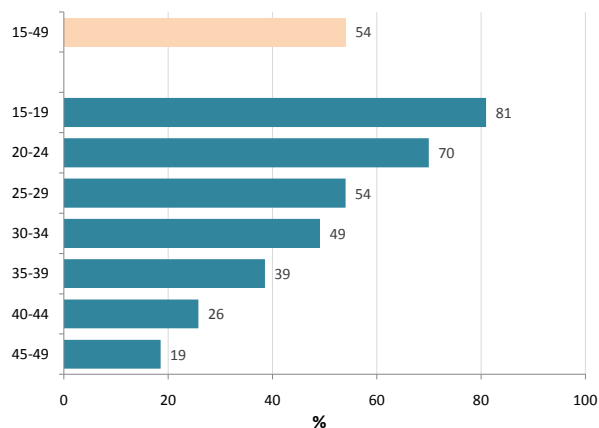
## Female Literacy Rate (age 15-24)



Source: Demographic and Health Survey 2007

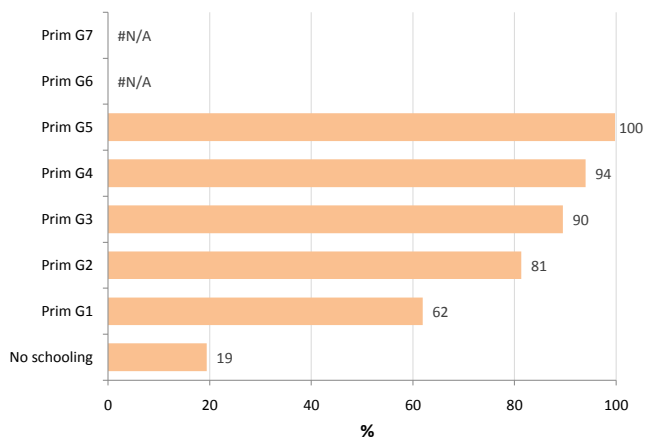
- 89% of women age 15-24 in urban areas can read, compared to 74% in rural areas.

## Female Literacy Rate by Age



Source: Demographic and Health Survey 2006

## Literacy Rate of Women 15-24 Years Old by Grade Completed



Source: Demographic and Health Survey 2006

- The percentage of women who can read is 19% among women age 45-49 and 81% among women age 15-19.
- 100% of women who completed grade 5 can read and literacy rate increases with level of education completed.