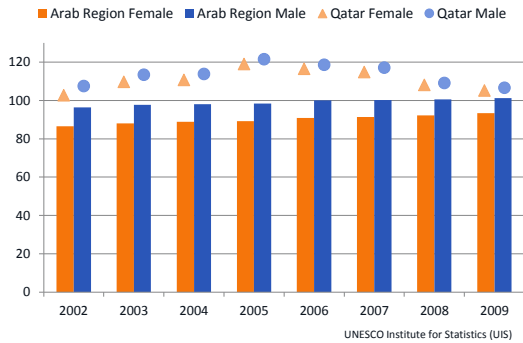


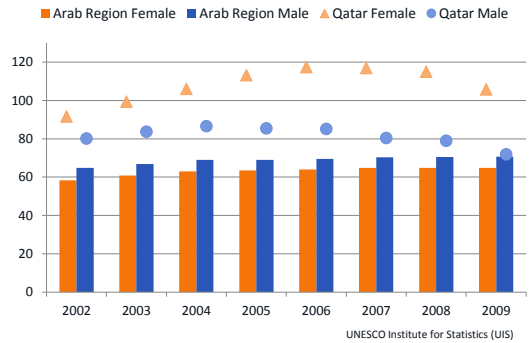
Gross Enrolment Rate (GER)

Total enrollment in a specific level of education, regardless of age, expressed as a percentage of the official school-age population corresponding to the same level of education in a given school-year. Often higher than 100% because of repetition and overage students.

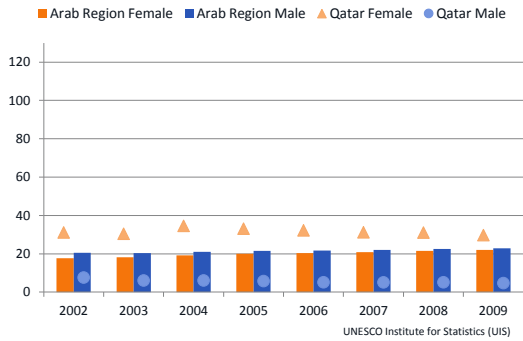
Primary school gross enrollment rate



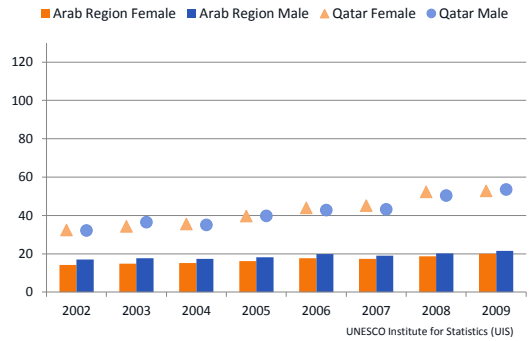
Secondary school gross enrollment rate



Tertiary school gross enrollment rate



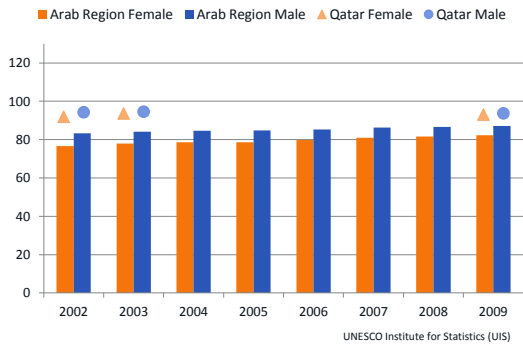
Pre-primary school gross enrollment rate



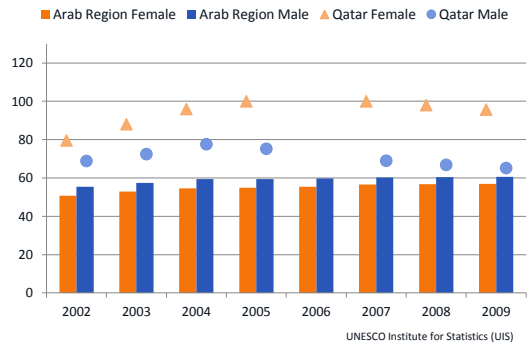
Net Enrolment Rate (NER)

Enrollment of the official age-group for a given level of education expressed as a percentage of the corresponding population.

Primary school net enrollment rate



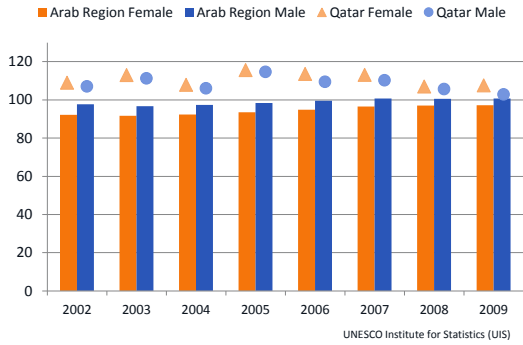
Secondary school net enrollment rate



Gross Intake Ratio (GIR)

Total number of new entrants in first grade of primary education, regardless of age, expressed as a percentage of the population at the official primary school-entrance age.

Primary school gross intake ratio

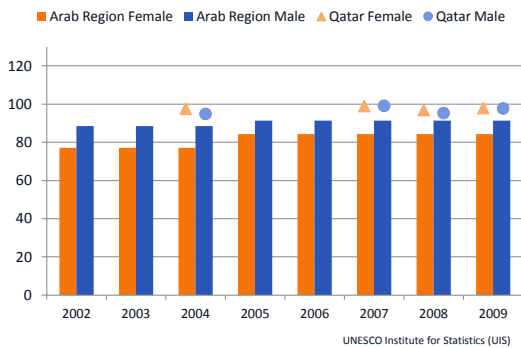


LITERACY AND COMPLETION

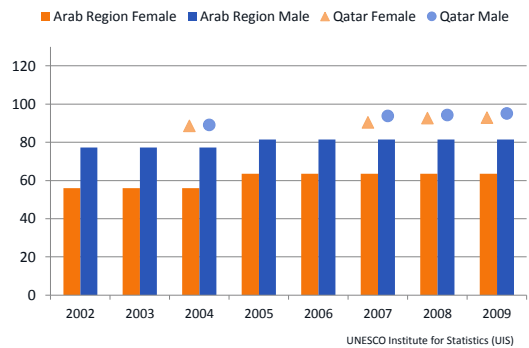
Literacy Rate

The ability to read and write with understanding a simple statement related to one's daily life. It involves a continuum of reading and

Youth Literacy Rate (15-24)



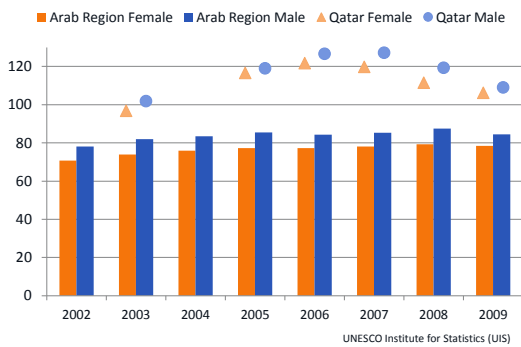
Adult Literacy Rate (15+)



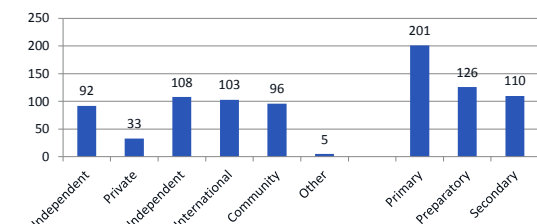
Completion Rate

The total number of students completing (or graduating from) the final year of primary or secondary education, regardless of age, expressed as a percentage of the population of the official primary or secondary graduation age.

Primary school completion rate

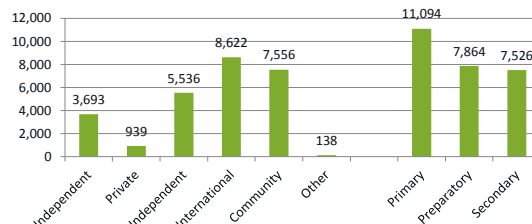


Number of schools by type



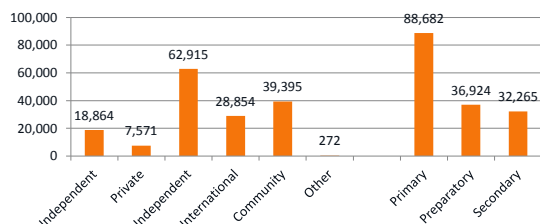
Schools and Schooling in Qatar 2009-2010 Report

Number teachers by type of school



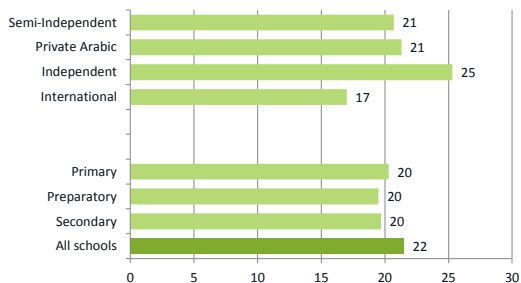
Schools and Schooling in Qatar 2009-2010 Report

Number of students by type of school



Schools and Schooling in Qatar 2009-2010 Report

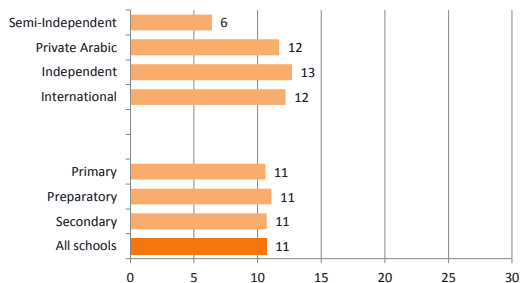
Pupil Classroom Ratio



Schools and Schooling in Qatar 2009-2010 Report

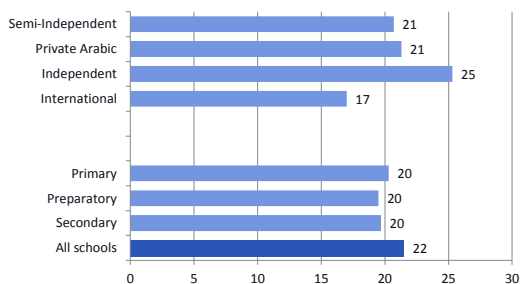
Pupil Teacher Ratio (PTR)

(PTR is a proxy learning quality and resource availability indicator.)



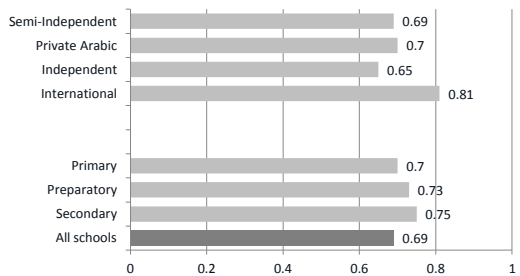
Schools and Schooling in Qatar 2009-2010 Report

Students per computer ratio



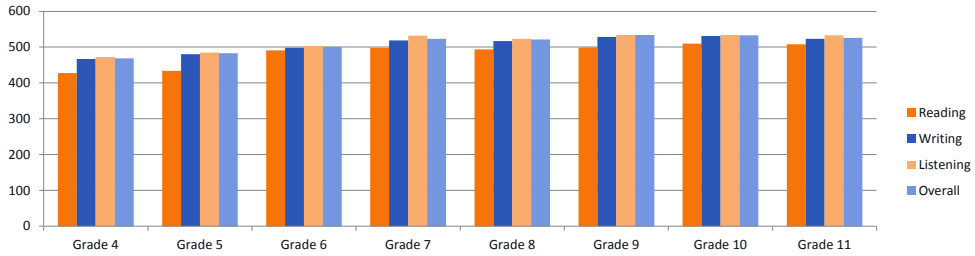
Schools and Schooling in Qatar 2009-2010 Report

Percentage of teachers with formal teaching qualifications



Schools and Schooling in Qatar 2009-2010 Report

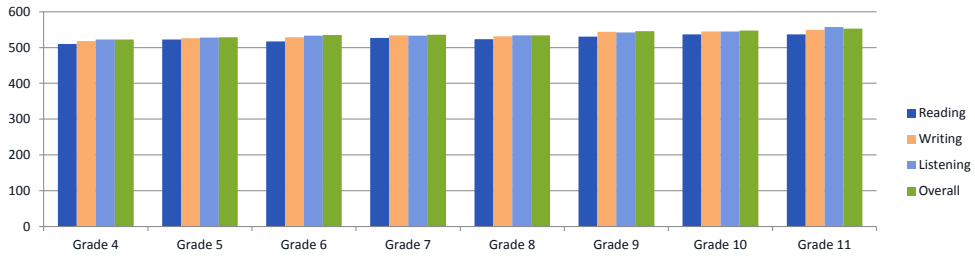
Average QCEA (Qatar Comprehensive Education Assessment) Arabic scale scores - INDEPENDENT SCHOOLS



The scales have been constructed so that individual student's scores are typically within the range from 250 to about 900.

Qatar Comprehensive Education Assessment

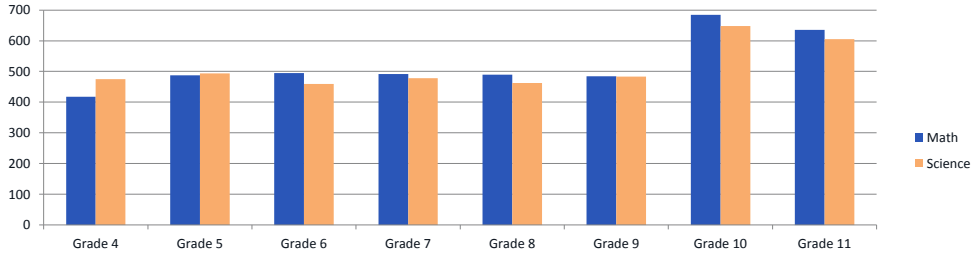
Average QCEA (Qatar Comprehensive Education Assessment) English scale scores - INDEPENDENT SCHOOLS



The scales have been constructed so that individual student's scores are typically within the range from 250 to about 900.

Qatar Comprehensive Education Assessment

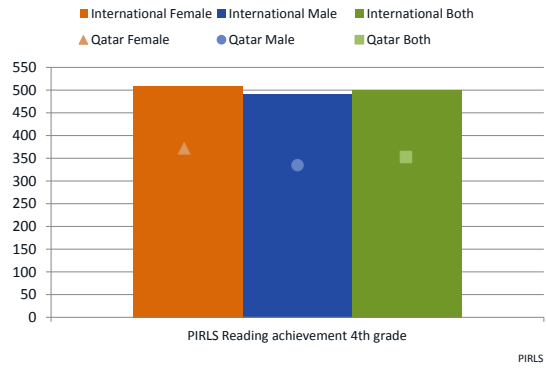
Average QCEA (Qatar Comprehensive Education Assessment) Math and Science scores - INDEPENDENT SCHOOLS



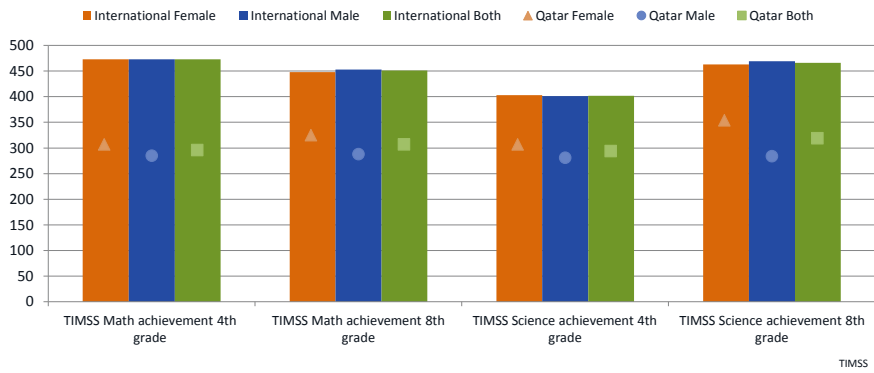
The scales have been constructed so that individual student's scores are typically within the range from 250 to about 900.

Qatar Comprehensive Education Assessment

PIRLS 2006



TIMSS 2007



PISA 2009

