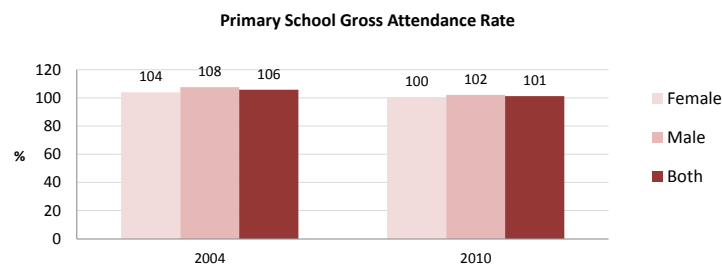
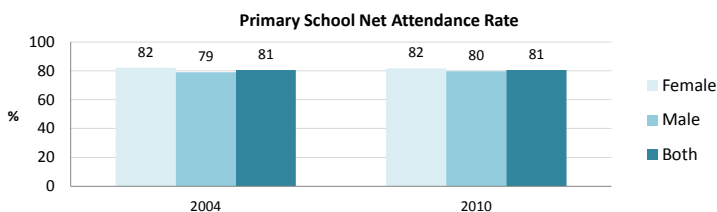


Primary School Net and Gross Attendance Rates, Tanzania

More than three quarters of primary school age children in Tanzania attend school and gender parity in attendance has been achieved.

- 81% of children ages 7-13 attend primary school.
- 80% of boys ages 7-13 attend school, compared to 82% of girls.
- Net attendance rate remained at the same level between 2004 and 2010.



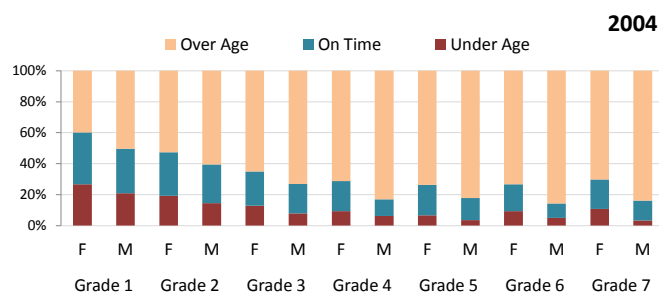
Source: Demographic and Health Survey

Many children attending primary school are outside of the official age range. This is reflected in the difference between net and gross attendance rates. This can have tremendous impact on the educational infrastructure, the experience in the classroom, and educational planning.

The net attendance ratio (NAR) is the percentage of the official primary school-age population that attends primary school. The gross attendance ratio (GAR) is the total number of students attending primary school - regardless of age - expressed as a percentage of the official primary school-age population.

Over-Age, Under-Age, and On-Time Students in Primary School, Tanzania

Only about 22% of primary school students are in the appropriate grade for their age; the on-time proportion declines in the higher grades.



Source: Demographic and Health Survey

- 71% of the male primary school students and 61% of the female students are over-age.
- The percentage of males who are over-age ranges from 50% to 86%. The percentage for females ranges from 40% to 74%.
- About 13% of primary school students are younger than the official age for the grade that they are attending.

The Implications of Over-Age/Under-Age Students

For the system: Both late entry into primary school and grade repetition can cause children to be over-age for their grade. High repetition rates indicate inefficiency in the education system.

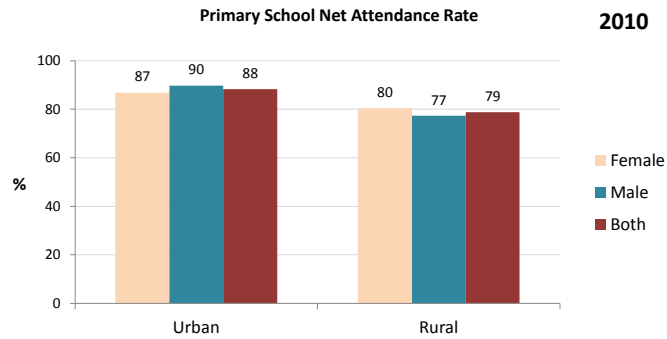
In the classroom: Large numbers of over-age students present a challenge for teachers who must teach a more diverse group with differing levels of maturity and school preparedness.

Students are considered to be on time if they are at the official age for the grade; over age if they are one or more years older; and under age if they are one or more years younger.

Primary School Net Attendance Rate in Urban and Rural Areas, Tanzania

Children in urban areas are more likely to attend school than children in rural areas.

- In urban areas, 88% of children of primary school age attend school, compared to 79% in rural areas.



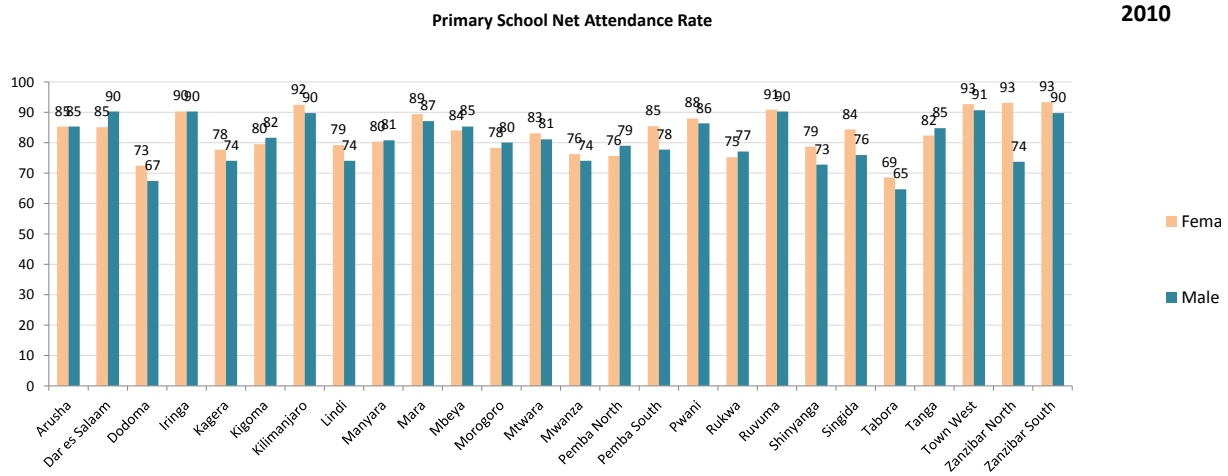
Source: Demographic and Health Survey

- In rural areas, girls are slightly more likely to attend school than boys; the opposite is true in urban areas.

Primary School Net Attendance Rate by Region, Tanzania

There are some regional disparities in primary school attendance in Tanzania.

- Primary net attendance is highest in the Town West region (92%); attendance is lowest in the Tabora region (66%).
- Gender disparity is lowest in the Arusha region and highest in the Zanzibar North region.
- In 2 of the 26 regions less than three quarters of primary age school children attend school.

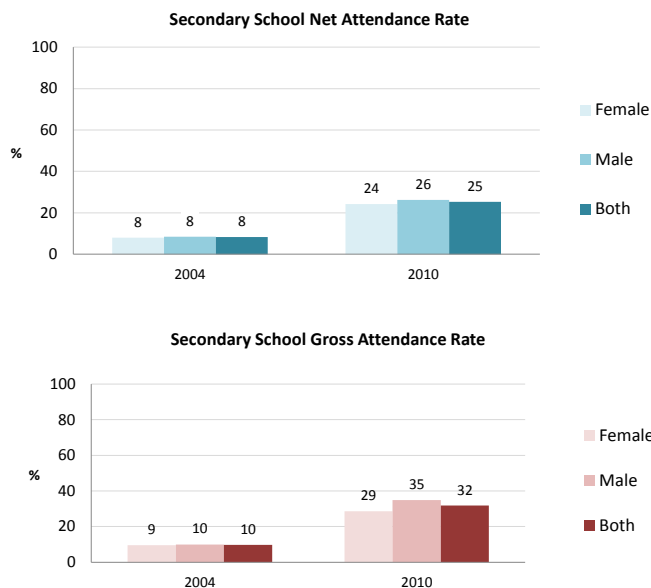


Source: Demographic and Health Survey

Secondary School Net and Gross Attendance Rates, Tanzania

Only a quarter of secondary school age youth attends school.

- 25% of youth ages 14-19 attend secondary school.
- 26% of males ages 14-19 attend school, compared to 24% of females.
- Students over or under the official secondary school age range make up 7% of the secondary school age population.
- Secondary school net attendance rates slowly increased in 6 years from 8% in 2004 to 25% in 2010.

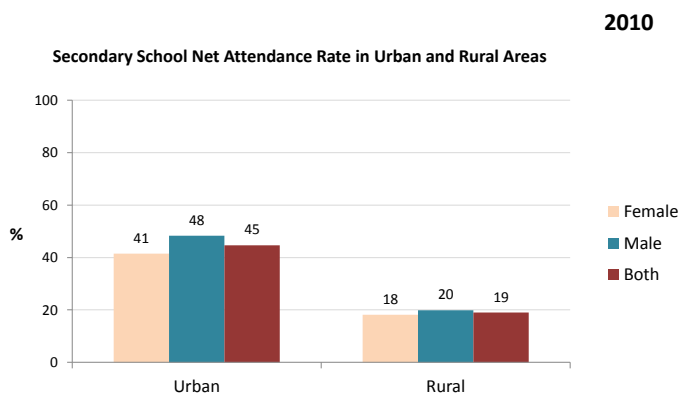


Source: Demographic and Health Survey

Secondary School Net Attendance Rate in Urban and Rural Areas, Tanzania

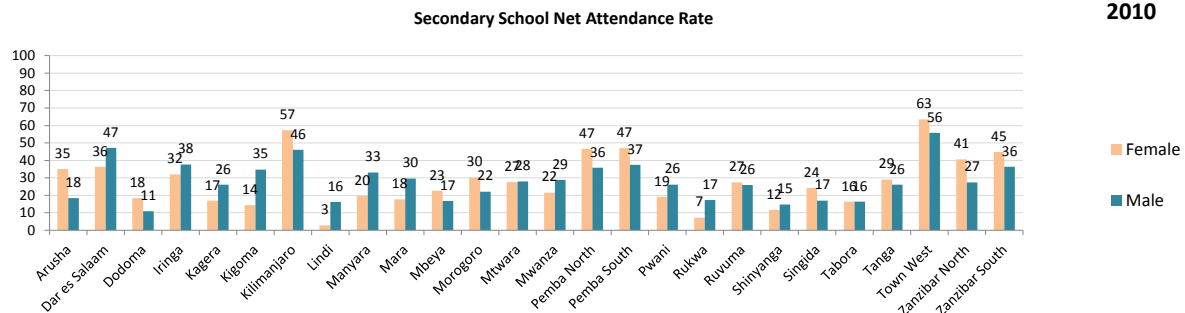
There are more than twice as many youth attending secondary school in urban areas as compared to rural areas.

- In urban areas, 45% of children of secondary school age attend school, compared to 19% in rural areas.
- Gender disparity is higher in urban areas.
- Much more effort needs to be placed on increasing secondary education, especially in rural areas.



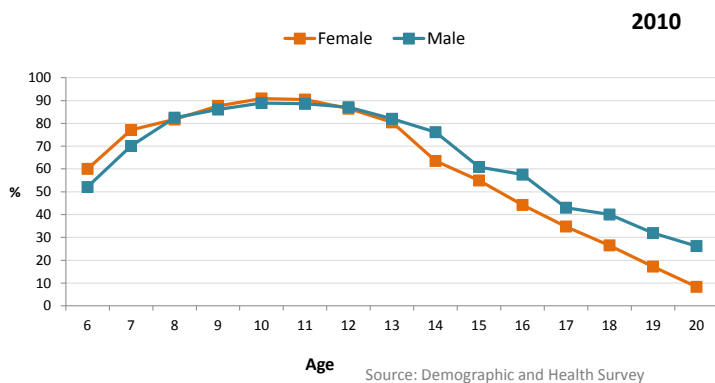
Source: Demographic and Health Survey

Secondary School Net Attendance Rate by Region, Tanzania



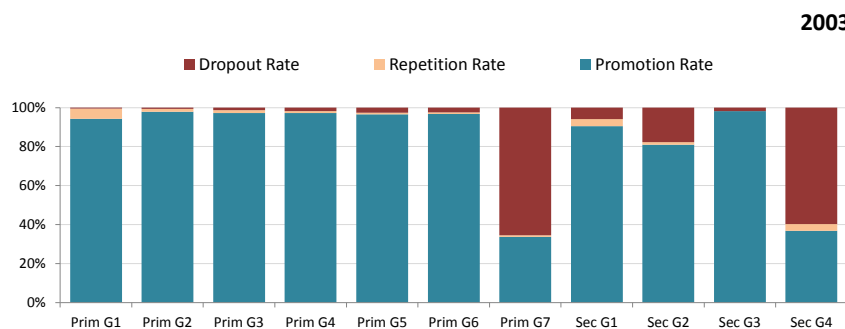
- Secondary net attendance is highest in the Town West region (60%); attendance is lowest in the Lindi region (9%).
- Gender disparity is highest in the Kigoma region and lowest in the Tabora region.

School Attendance by Age and Sex, Tanzania



- There are more 6 and 7 year old girls than boys attending school; then as many girls as boys attending school up to age 13; while in older age groups the percentage of boys attending school is higher than girls.

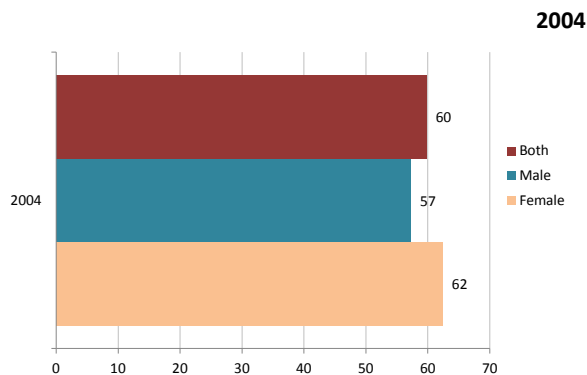
Repetition, Dropout, and Promotion Rates by Grade, Tanzania



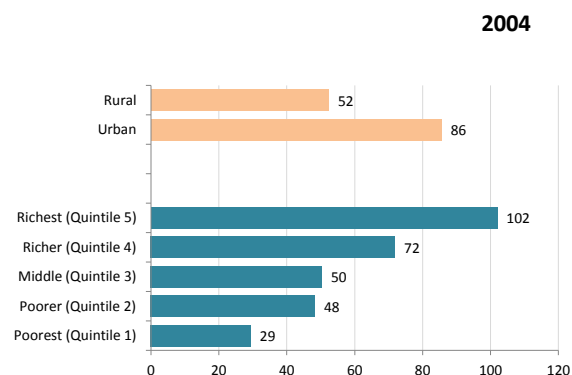
- Repetition rate ranges from 0% in grade 3 of secondary school to 5% in grade 1 of primary school.
- Dropout rate is highest in grade 7 of primary school (65%) and lowest in grade 1 of primary school (0%).

Primary School Completion Rates, Tanzania

- Completion in primary school in 2004 was higher among girls.
- The probability of completing primary school is higher in urban than rural areas, and increases with the relative wealth of the student's household.



Source: Demographic and Health Survey



Source: Demographic and Health Survey

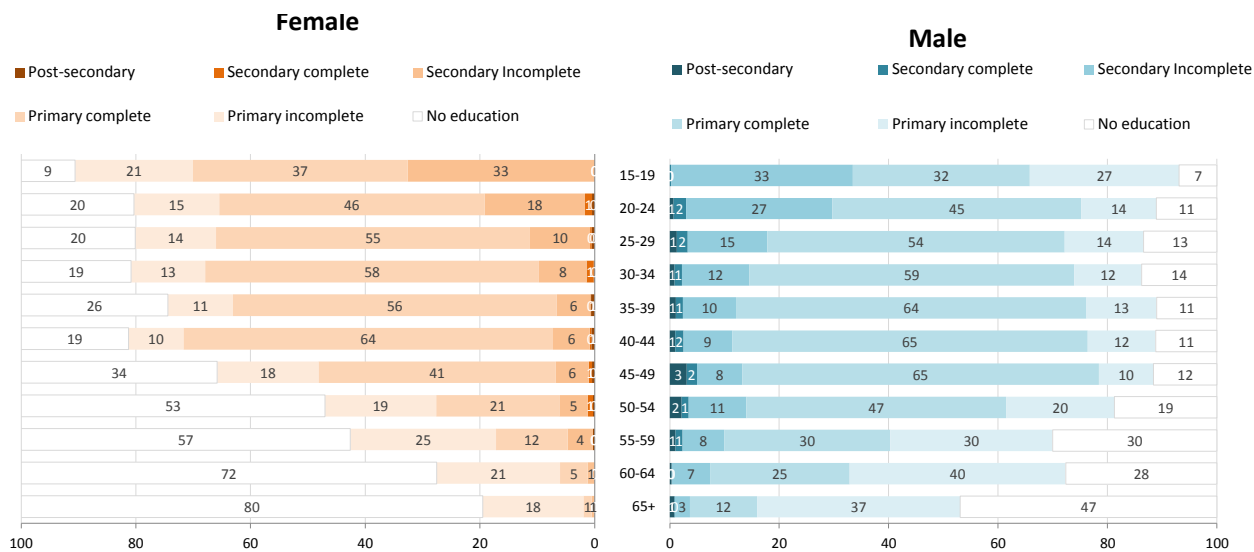
The primary school completion rate is the total number of students attending the last grade of primary school - regardless of age - expressed as a percentage of the official last grade of primary school-age population.

Educational Attainment, Tanzania

There are more women than men with no education across all age groups, but the gender gap decreases among younger generations.

- Among the population aged 15 years old and above, 11% of men and 19% of women have no education.
- 7% of men and 9% of women who are 15-19 year old have never attended school.
- Only 1% of the population aged 15 years old and above have post-secondary education.

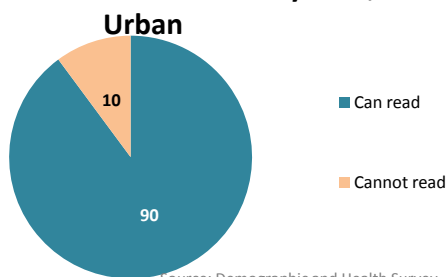
2010



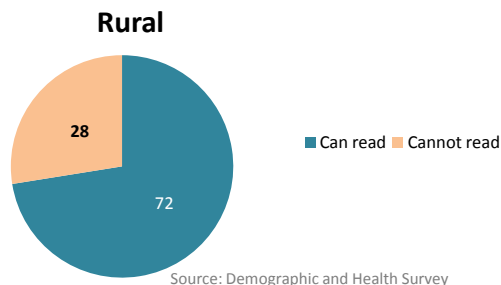
Source: Demographic and Health Survey

Female Literacy Rates, Tanzania

15-24 Year Old Female Literacy Rate,



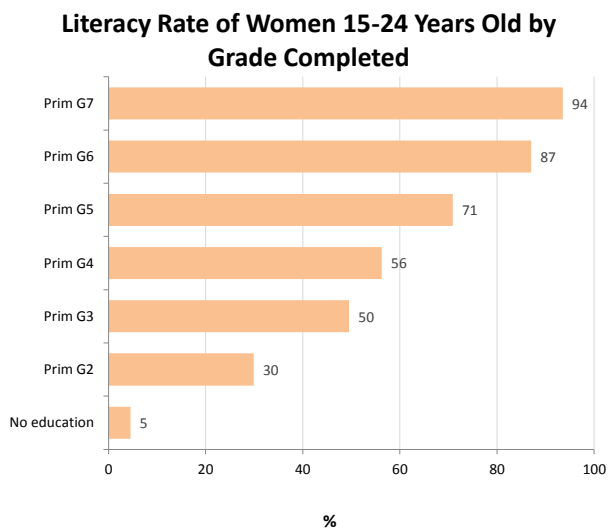
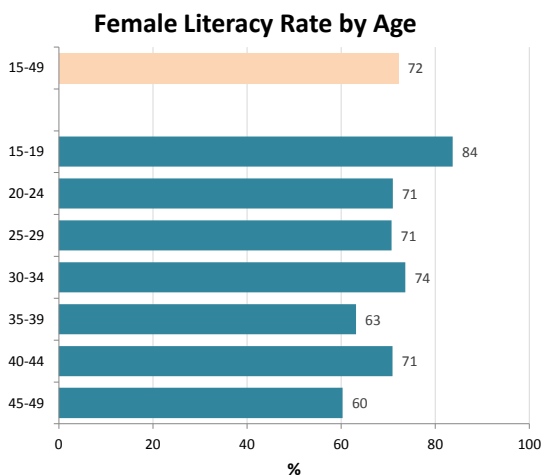
15-24 Year Old Female Literacy Rate,



2010

- 90% of women age 15-24 in urban areas can read, compared to 72% in rural areas.
- The percentage of women who can read is 60% among women age 45-49 and 84% among women age 15-19.

2010



- 56% of women who completed grade 4 can read and literacy rate increases with level of education completed.